

Financial Management Report

Actuals through September 30, 2022



Table of Contents

2022 Annual Report Section

Executive Summary	2
Monthly Sales Tax Report	3
Stoplight Chart by Revenue Type	4
Stoplight Chart by Expenditure Type	5
Revenue to Expenditure Comparison-No Transfers	6
Cash Balances by Fund	7
Debt Outstanding & Legal Debt Capacity	8
Fund Summary: Budget, Monthly Actual, YTD Actual Expenditures	9
Graphs	
• Property Tax	11
• REET 1 & 2	12
• Sales Tax	13
• Surface Water Fees	14
• Building Permits	15
• Building Plan Check Fees	16
• Interest Income	17
Employment by Type	18

2021/2022 Biennial Report Section

Biennial Budget to Actual Comparison-Revenues & Expenditures	20
Revenue Detail by Fund	21
Expenditure Detail by Fund & Department	35

Investment Section

Investment Graphs	71
-----------------------------	----

2022 Annual Report Section

Executive Summary

Economy: Inflation as measured by CPI-U continues to be a major concern, although it has declined since June. On the national level, the year over year increase was 8.3% in August and 9.0% for the Seattle-Bellevue-Tacoma area, according to the most recent data available from the U.S. Bureau of Labor Statistics. The unemployment rate for August was 3.7% on the national level and it was 2.5% on a preliminary basis for Washington State in July, the most recently available. Seattle-Tacoma-Bellevue area home prices declined in August from July levels, yet are still 14.5% above levels seen one year ago, according to the Case-Schiller, not seasonally adjusted index. The local real estate market has cooled off with homes staying on the market longer and some price reductions occurring.

Revenues: Total revenues through September are \$5.6 million above 2021 levels. Some individual variances are briefly explained below:

- Taxes in total are \$0.6 million less through September 2022 than 2021. Large variances by type of tax are outlined below:
 - *Property tax revenue is \$0.8 million higher through September of 2022 than last year through the same period. This increase is likely due to taking the banked capacity, the 1% allowable increase and new construction.
 - *Sales taxes, including both general sales taxes and the City's share of criminal justice sales taxes are \$0.5 million higher, or 7.2% through September of 2022 compared to 2021. The year over year increase is primarily due to an increase in contracting tax revenues and revenues from services. The increase is also likely due to inflation causing higher prices and therefore more sales tax revenue.
 - *Real Estate Excise Tax revenue through September is lower by \$1.9 million compared to 2021, yet it is still projected to meet budget. The median sales price this year is \$1.62 million, a 21% year over year increase, yet there has been a 36% decrease in the number of homes sold (from 1,181 to 755 this year).
- Licenses/Permits and Charges for Goods & Services categories need to be combined to be compared to prior years as some development revenue accounts have moved between these categories. Combined, these two revenue categories are \$2.5 million higher through September of 2022 compared to September of 2021. This year over year increase is primarily due to development revenues and to a lesser extent a \$0.5 million increase in year over year SWM fees.
- Intergovernmental revenues are \$2.4 million higher YTD in 2022 than in 2021. This is primarily a result of showing both the unspent 2021 ARPA and the 2022 ARPA money in 2022, compared to showing just the 2021 allocation of \$2.3 million in 2021.
- Miscellaneous revenues are \$1.2 million higher YTD in 2022 than in 2021 primarily due to receiving \$0.6 million more in interest income, restitution of \$0.4 million and compensation from an insurance recovery for \$0.1 million in 2022.

REVENUE TYPE	2021 ACTUAL	YTD '21 ACTUAL	2022 BUDGET	2022 ACTUAL	PERCENT COLLECTED	22-21 YTD \$ VARIANCE
Taxes	\$ 51,852,363	\$ 32,754,133	\$ 49,317,625	\$ 32,118,982	65%	\$ (635,151)
Licenses/Permits	1,831,215	1,212,353	1,620,000	2,253,121	139%	1,040,768
Intergovernmental	9,460,623	4,801,110	10,274,248	7,224,256	70%	2,423,147
Chgs Goods/Svcs	12,746,211	7,532,139	13,356,701	9,054,514	68%	1,522,375
Fines & Forfeits	111,718	3,269	398,000	53,150	13%	49,881
Miscellaneous	1,584,341	900,036	1,263,440	2,074,479	164%	1,174,443
TOTAL	\$ 77,586,471	\$ 47,203,041	\$ 76,230,014	\$ 52,778,504	69%	\$ 5,575,463

Expenditures: Total expenditures through September of 2022 are approximately \$6.3 million lower than they were through September of 2021. Personnel costs are \$1.3 million higher than last year at this time, primarily due to regular step and COLA increases, yet these costs are projected to remain below budget for the year due to vacancies. Police and fire contract spending is higher year over year by \$273,945 due to higher year over year contracted cost increases. Expenditures on debt servicing are \$0 for the year as the debt was paid off in 2021. Capital spending is down year over year largely due to \$7.0 million spent from the Transportation Capital Fund on Issaquah Fall City Road during the first nine months of 2021.

EXPENDITURE TYPE	2021 ACTUAL	YTD 21 ACTUAL	2022 BUDGET	2022 YTD ACTUAL	PERCENT EXPENDED	22-21 YTD \$ VARIANCE
Personnel	\$ 16,906,808	\$ 12,689,069	\$ 21,393,150	\$ 14,021,848	66%	\$ 1,332,779
Maintenance & Oper	15,846,093	10,385,016	22,074,166	9,732,239	44%	(652,777)
Police & Fire Contracts	15,865,009	10,994,916	16,702,114	11,268,861	67%	273,945
Debt	546,256	536,244	-	-		(536,244)
Capital	15,031,137	9,921,132	26,009,763	3,213,852	12%	(6,707,280)
TOTAL	\$ 64,195,303	\$ 44,526,377	\$ 86,179,193	\$ 38,236,799	44%	\$ (6,289,578)

Combined Total: For the first nine months of the year, for all funds, the City's total revenues were \$14.5 million higher than total expenditures. This large year to date variance between actual revenues and expenditures is primarily due to unspent ARPA revenues combined with substantially lower amounts spent YTD on capital projects. When compared to budget, 69% of the annual revenues have been received and only 44% of the budgeted expenditures have been spent.

City of Sammamish Sales Tax September 2022

There is a two-month lag in sales tax reporting, so the results through September 2022 actually represents activity for the months of November and December 2021 and January through July of 2022.

Sales tax revenue year to date is up \$276,397 or 5.2% compared to 2021. The pandemic caused a shift in consumer behavior leading to increased online shopping beginning in 2020 and although the sales levels in many categories remain higher than pre-pandemic levels, they appear to be leveling out, with the monthly year over year increases shrinking. With many forecasts calling for a recession, or saying we are already in a recession, it is difficult to determine if the growth in sales tax revenue will continue. Additionally, some of the tax increases shown are likely due to inflation, where tax revenues are increasing due to higher prices, not the sale of additional goods and services.

General Merch/Misc Retail shows growth year to date and is up \$40,420 or 2.0%, with the sub-categories containing sporting goods, clothing and furniture contributing the most to the increase. However, overall spending in this category slowed over the last few months and posted year over year monthly declines in many sub-categories. The largest sub-category decline was in building & gardening.

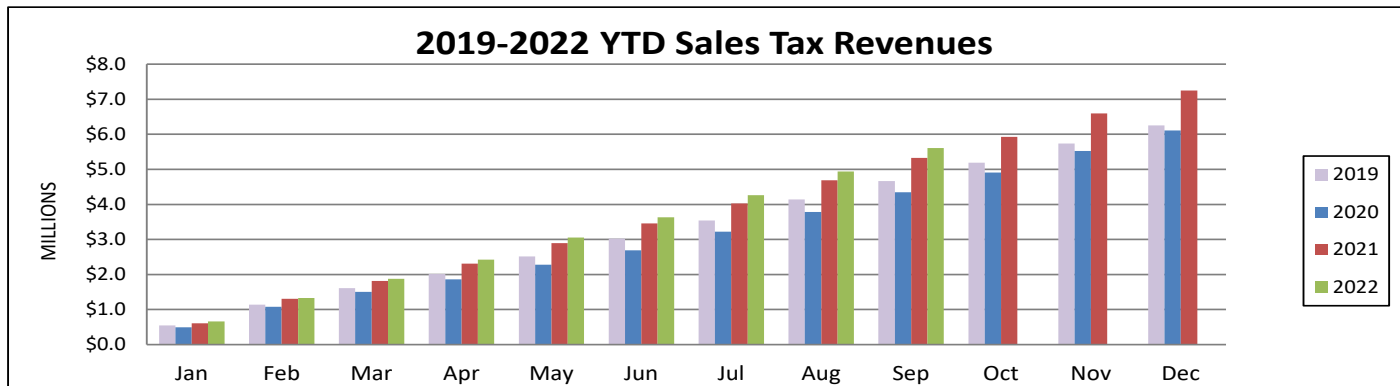
Contracting revenue is up 8.3% or \$114,129 when compared to the same time period a year ago, with construction activity picking up in the summer months. This category historically represented 36-39% of the total sales tax revenue. The percent it contributed declined over the last few years as online purchases of general merchandise increased and construction slowed, and it is now increasing as a percentage due to both construction increases and a slowdown in the growth of online purchases.

Services revenue is up \$81,842 or 8.5% YTD. The services category contains many types of services with the largest increases coming primarily from four sub categories. The first sub-category is arts and entertainment, including golf courses and gyms and this category is up 39.5% or \$25,631, the second one is called administrative support which contains online services, and this sub-category is up 3.7% or \$22,288, the third sub-category is other services, which contains laundry and other personal services, and this sub-category is up 21.1% or \$13,660 and the fourth largest sub-category contributing to this year over increase is publishing, up 23.7% or \$10,392 compared to this time last year.


















Miscellaneous revenue is up \$23,852 or 5.8% YTD. Within the miscellaneous category, the largest increase was from the state pool sub-category. This category was up 14.5% or \$19,871. The state pool sub-category contains revenues that have not yet been classified to a category, so the variation within this category is difficult to analyze. The other sub-category called transportation & warehousing was up \$13,512 or 3043.2% and contains delivery services. This increase over the prior year is likely due to a recent reclassification of these revenues from a different sub- category. The sub-category of manufacturing has decreased by \$29,074 or 26.6% compared to last year.

Retail Eating/Drinking revenue is up \$16,695 or 7.4% compared to last year. This is most likely due to Covid-19 measures that were in place last year and fears of dining with others due to Covid. The current revenue levels are comparable to the pre-pandemic levels, although revenues from individual establishments have changed with some businesses closing and new ones opening.

Business Sector Group	YTD		Dollar Change	Percent Change	Percent of Total	
	2021	2022			2021	2022
Gen Merch/Misc Retail	2,031,423	2,071,843	40,420	2.0%	38.1%	37.0%
Contracting	1,373,511	1,487,640	114,129	8.3%	25.8%	26.5%
Services	964,931	1,046,773	81,842	8.5%	18.1%	18.7%
Miscellaneous	409,145	432,997	23,852	5.8%	7.7%	7.7%
Retail Eating/Dining	224,412	241,107	16,695	7.4%	4.2%	4.3%
Wholesale	195,907	194,867	(1,040)	-0.5%	3.7%	3.5%
Communications	128,425	128,924	499	0.4%	2.4%	2.3%
Total	\$ 5,327,754	\$ 5,604,151	\$ 276,397	5.2%	100%	100%






TOP BUDGETED REVENUE ITEMS BY TYPE (NO TRANSFERS)
Actuals thru September 30, 2022

	2021 ACTUAL	Revenue Description	Annual BUDGET	Year-to-Date ACTUAL	Percent collected	Balance To Go	
Column:	(A)	(B)	(C)	(D)	(E)	(F)	
Calculation:					(D/C)	(C-D)	
\$	31,944,319	Property Tax	\$ 33,322,125	\$ 18,565,501	55.72%	\$ 14,756,624	
	7,274,534	Sales & Use Tax	6,300,000	5,606,730	89.00%	693,270	
	9,040,804	Surface Water Fees	9,200,000	5,432,849	59.05%	3,767,151	
	1,363,629	Street Fuel Tax	1,387,000	1,036,657	74.74%	350,343	
	2,195,415	Local Crim Justice Sales Tax	2,000,000	1,773,518	88.68%	226,482	
	260,875	Investment Interest Earnings	236,000	730,158	309.39%	(494,158)	
	533,299	Building Permits*	1,024,000	1,469,567	143.51%	(445,567)	
	695,598	Cable Franchise Fee	690,000	342,147	49.59%	347,853	
	983,296	Liquor Fees	987,100	746,774	75.65%	240,326	
	444,230	Building Plan Check Fees*	1,235,000	1,350,777	109.37%	(115,777)	
\$	54,735,999	Total Top 10 Operating	\$ 56,381,225	\$ 37,054,680	65.72%	\$ 19,326,545	
\$	10,099,510	Real Estate Excise Tax - #1 & #2	\$ 7,400,000	\$ 5,961,287	80.56%	\$ 1,438,713	
	424,376	Traffic Impact Fees	680,000	673,105	98.99%	6,895	
	303,255	Parks Impact Fees	467,500	343,689	73.52%	123,811	
\$	10,827,141	Top 3 Capital Recurring	\$ 8,547,500	\$ 6,978,081	81.64%	\$ 1,569,419	
\$	12,023,332	Other Revenues (NO Transfers)	\$ 11,301,289	\$ 8,745,742	77.39%	\$ 2,555,547	
\$	77,586,471	TOTAL REVENUES	\$ 76,230,014	\$ 52,778,504	69.24%	\$ 23,451,510	

* The accounts included in these revenue rows changed between 2021 and 2022, based on the Fee Study.

LEGEND:

-  Green = Annual Performance is within expectations set in the budget
-  Yellow = Annual performance indicates this may become an area of concern in the future
-  Red = Annual Performance in this area is a cause for concern

BUDGETED EXPENDITURES BY CATEGORY (NO TRANSFERS)

Actuals thru September 30, 2022

	2021 <u>ACTUAL</u>	<u>Expenditure Category</u>	Annual <u>BUDGET</u>	Year-to-Date <u>ACTUAL</u>	Percent <u>Expended</u>	Balance <u>To Go</u>	
Column:	(A)	(B)	(C)	(D)	(E)	(F)	
Calculation:					(D/C)	(C-D)	
	\$ 16,906,808	Personnel	\$ 21,393,150	\$ 14,021,848	65.54%	\$ 7,371,302	●
	1,040,252	Supplies	1,807,770	850,796	47.06%	956,974	●
	14,805,841	Services & Charges	20,266,396	8,881,443	43.82%	11,384,953	●
	10,256	Intergovernmental Debt	-	-		-	
	8,030,392	EF&R Contract	8,132,914	6,198,843	76.22%	1,934,071	●
	7,834,617	Police Contract	8,569,200	5,070,018	59.17%	3,499,182	●
	15,031,137	Capital	26,009,763	3,213,852	12.36%	22,795,911	●
	536,000	Debt Service	-	-		-	●
	\$ 64,195,303	TOTAL EXPENDITURES	\$ 86,179,193	\$ 38,236,799	44.37%	\$ 47,942,394	●

LEGEND:



Green = Annual Performance is within expectations set in the budget



Yellow = Annual performance indicates this may become an area of concern in the future

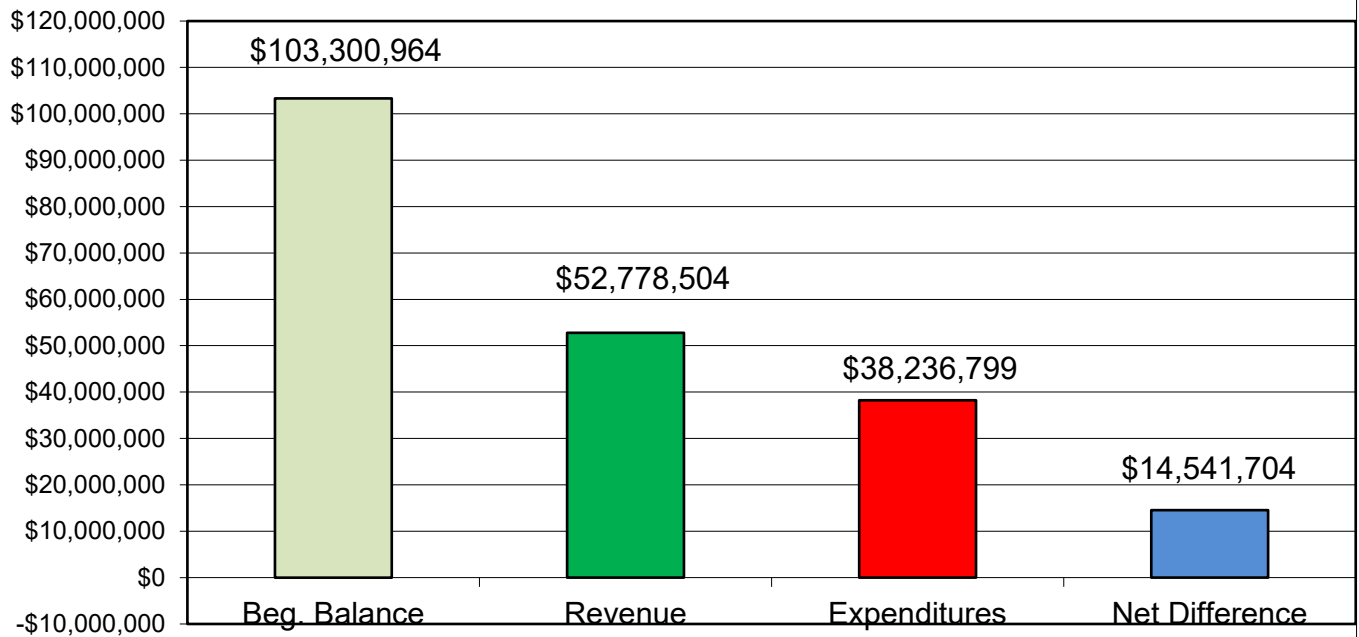


Red = Annual Performance in this area is a cause for concern

**City of Sammamish
Fund Summary
Year-to-Date Actual Revenue to Expenditure Comparison-NO TRANSFERS
Month Ending September 30, 2022**

Fund	Fund Name	Reference Only 2022 Beg. Balance	YTD Actual Revenue	YTD Actual Expenditures	Rev-Exp YTD Net Difference
001	General Fund	\$ 44,775,689	\$ 33,471,350	\$ 29,224,585	\$ 4,246,765
002	ARPA Fund	-	4,727,172	103,925	4,623,247
101	Street Fund	-	1,036,657	-	1,036,657
301	Gen Gov't Capital Projects Fund	3,948,381	31,593	1,098,487	(1,066,894)
302	Parks Capital Improvements Fund	26,802,536	3,775,417	434,437	3,340,980
340	Transportation CIP Fund	13,723,505	3,754,077	755,807	2,998,269
408	Surface Water Management Fund	5,967,301	5,570,729	2,982,982	2,587,747
438	Surface Water Capital Projects	4,389,447	380,828	516,006	(135,178)
501	Equipment Rental & Replacement	1,719,514	19,114	351,033	(331,919)
502	Technology Replacement	1,585,668	9,776	2,257,424	(2,247,648)
503	Risk Management	388,923	1,792	512,113	(510,322)
Total of All Funds		\$ 103,300,964	\$ 52,778,504	\$ 38,236,799	\$ 14,541,704

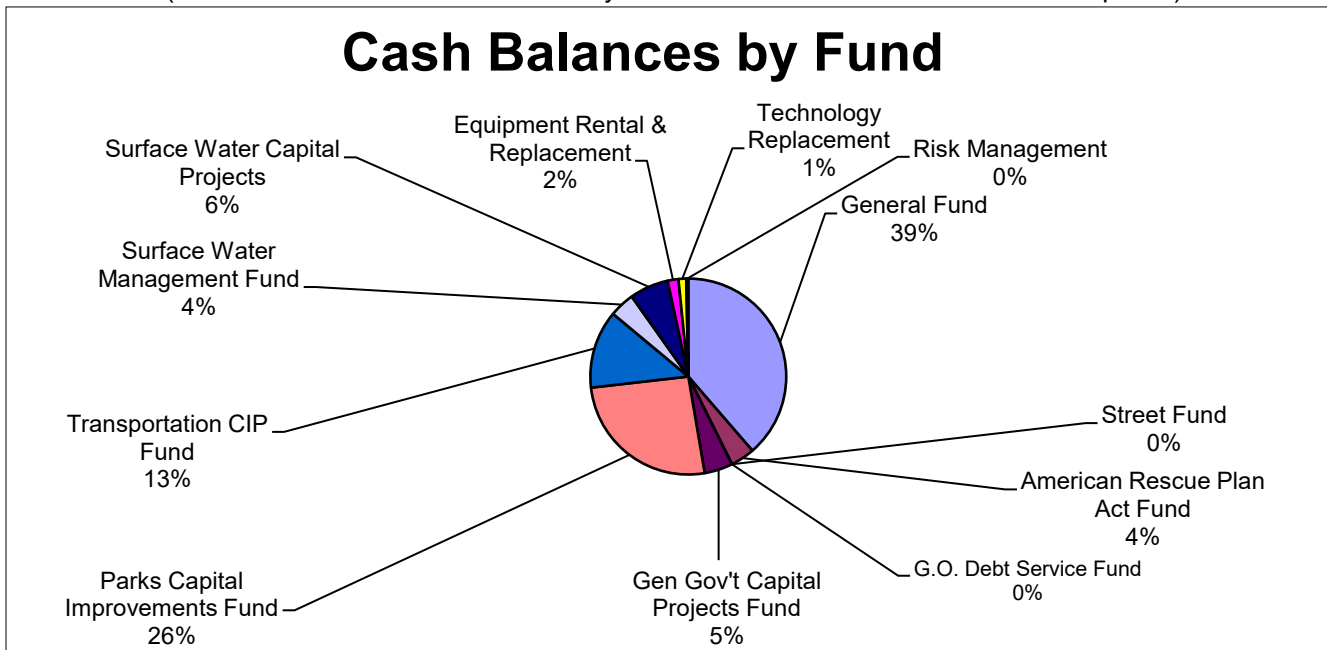
**YTD - Summary of Real Dollars
(No Interfund Transfers)**



**City of Sammamish
Fund Summary
Cash Balances by Fund*
Month Ending September 30, 2022**

Fund	Fund Name	Ending Cash
001	General Fund	\$ 44,813,281
002	American Rescue Plan Act Fund	4,648,047
101	Street Fund	-
201	G.O. Debt Service Fund	-
301	Gen Gov't Capital Projects Fund	5,413,101
302	Parks Capital Improvements Fund	29,992,350
340	Transportation CIP Fund	14,916,268
408	Surface Water Management Fund	4,795,745
438	Surface Water Capital Projects	7,439,616
501	Equipment Rental & Replacement	2,067,068
502	Technology Replacement	1,484,165
503	Risk Management	385,518
Total \$		115,955,159

*(Fund Cash is Consolidated in the City's Investment Portfolio for Investment Purposes)



City of Sammamish
Debt Outstanding and Legal Debt Capacity
Month Ending September 30, 2022

The city has no outstanding debt.

<u>Legal Debt Capacity</u>				
Assessed Valuation for 2022 Property Taxes - \$24,007,010,293				
<u>Debt Limits</u>	<u>General Capacity</u>		<u>Parks/Open Space</u>	<u>Total</u>
	<u>Non-Voted</u>	<u>Voted</u>		
2.5% of AV	\$ -	\$ 600,175,257	\$ 600,175,257	\$ 1,200,350,515
1.5% of AV	360,105,154	(360,105,154)	-	-
Legal Limit	\$ 360,105,154	\$ 240,070,103	\$ 600,175,257	\$ 1,200,350,515
Less Outstanding Debt:	\$ -	\$ -	\$ -	\$ -
Remaining Capacity	\$ 360,105,154	\$ 240,070,103	\$ 600,175,257	\$ 1,200,350,515

City of Sammamish
Summary of Expenditures by Fund
Budget to Actual Expenditure Comparison
Month Ending September 30, 2022

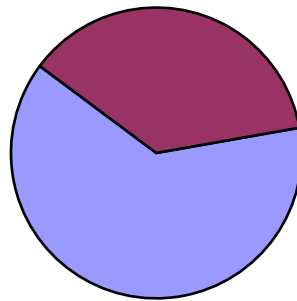
Department	Section	2022 BUDGET	Monthly Actual	YTD Actual Expended	YTD % Expended
City Council		\$ 399,900	\$ 16,286	\$ 244,258	61%
City Manager	Administration	\$ 949,100	\$ 54,045	\$ 956,138	101%
	Communications	427,900	24,694	313,498	73%
	Total	\$ 1,377,000	\$ 78,740	\$ 1,269,636	92%
Finance		\$ 1,379,750	\$ 101,523	\$ 943,943	68%
Legal Services		\$ 1,796,200	\$ 57,231	\$ 550,097	31%
Administrative Services	City Clerk	\$ 671,600	\$ 50,673	\$ 689,627	103%
	Human Resources	537,120	22,493	424,740	79%
	Administration	511,200	20,278	138,898	0%
	Total	\$ 1,719,920	\$ 93,445	\$ 1,253,265	73%
Facilities		\$ 2,318,400	\$ 168,418	\$ 1,207,256	52%
Police Services		\$ 8,995,000	\$ 726,733	\$ 5,257,364	58%
Fire Services		\$ 8,138,564	\$ 689,804	\$ 6,204,482	76%
Emergency Management		\$ 314,600	\$ 20,088	\$ 109,859	35%
Public Works	Administration	\$ 768,980	\$ 62,820	\$ 560,561	73%
	Engineering	2,168,400	140,193	1,297,544	60%
	Traffic	2,259,220	128,379	891,787	39%
	Maintenance	4,217,210	238,008	1,809,596	43%
	Total	\$ 9,413,810	\$ 569,400	\$ 4,559,489	48%
Social & Human Services		\$ 743,700	\$ 8,541	\$ 293,880	40%
Community Development	Planning	\$ 2,879,250	\$ 219,374	\$ 1,845,783	64%
	Building	1,677,100	108,531	1,026,134	61%
	Permit Center	601,850	44,398	436,430	73%
	Total	\$ 5,158,200	\$ 372,303	\$ 3,308,346	64%
Parks & Recreation	Arts/Culture Programs	\$ 151,050	\$ -	\$ 49,843	33%
	P&R Administration	696,710	55,550	453,345	65%
	Volunteer Services	303,100	7,817	165,472	55%
	Planning & Dev'l	558,400	36,012	286,494	51%
	Recreation Prgms	829,700	69,481	566,059	68%
	Park Resource Mgt	3,255,300	332,737	2,027,947	62%
	Total	\$ 5,794,260	\$ 501,597	\$ 3,549,159	61%
Non-Departmental	Other Gen Gov't Svcs	\$ 4,050,410	\$ 335,596	\$ 3,172,690	78%
	Covid Response	-	802	143,739	*
	Pollution Control	62,400	-	31,178	50%
	Public Health	18,000	-	5,179	29%
	Interfund Transactions	3,350,000	279,167	2,549,909	*
	Total	\$ 7,480,810	\$ 615,565	\$ 5,902,694	79%
TOTAL GENERAL FUND		\$ 55,030,114	\$ 4,019,671	\$ 34,653,730	63%

Other Funds	Fund Name	Annual Budget	Mo. Amount	Actual Expended	% Expended
	002 ARPA Fund	\$ 2,379,956	\$ 11,369	\$ 103,925	4%
	101 Street Fund	\$ 1,463,100	\$ 147,826	\$ 1,036,657	71%
	301 Gen Gov't CIP	\$ 2,930,000	\$ 133,781	\$ 1,098,487	0%
	302 Park's CIP Fund	\$ 14,264,000	\$ 268,779	\$ 434,437	3%
	340 Transportation CIP	\$ 4,178,700	\$ 345,029	\$ 755,807	18%
	408 Surface Wtr Mgt	\$ 10,805,346	\$ 830,446	\$ 6,640,554	61%
	438 Surface Wtr Cap Prj.	\$ 4,166,500	\$ 78,709	\$ 516,006	12%
	501 Equipment Rental	\$ 590,632	\$ 36,775	\$ 351,033	59%
	502 Information Technology	\$ 3,223,800	\$ 290,644	\$ 2,257,424	70%
	503 Risk Mgt Fund	\$ 553,000	\$ -	\$ 512,113	93%
EXPENDITURE TOTALS		\$ 99,585,148	\$ 6,163,030	\$ 48,360,173	49%

Total General Fund Expenditures YTD

Budgeted Expenditures
not spent

\$20,376,384



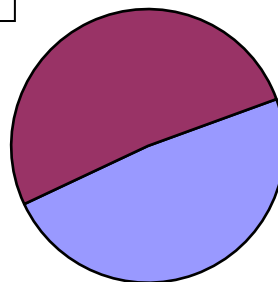
Actual Expenditures
YTD

\$34,653,730

Total All Fund Expenditures YTD

Budgeted Expenditures
not spent

\$51,224,975



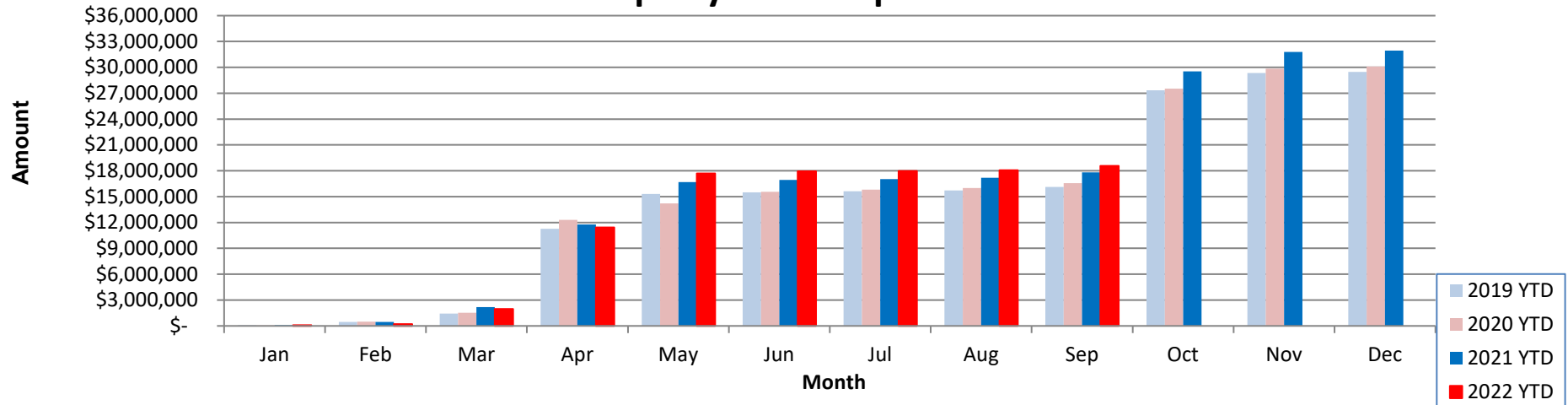
Actual Expenditures
YTD

\$48,360,173

**City of Sammamish
Year to Year Revenue Comparison
Property Taxes**

Month	2019	2019 YTD	2020	2020 YTD	2021	2021 YTD	2022	2022 YTD	Variance YTD
Jan	\$ 76,225	\$ 76,225	\$ 54,840	\$ 54,840	\$ 92,166	\$ 92,166	\$ 82,153	\$ 82,153	\$ (10,013)
Feb	\$ 370,883	\$ 447,108	\$ 435,845	\$ 490,685	\$ 358,102	\$ 450,268	\$ 127,591	\$ 209,744	\$ (240,524)
Mar	\$ 980,197	\$ 1,427,305	\$ 1,033,954	\$ 1,524,639	\$ 1,748,847	\$ 2,199,115	\$ 1,753,902	\$ 1,963,646	\$ (235,469)
Apr	\$ 9,843,285	\$ 11,270,590	\$ 10,783,648	\$ 12,308,287	\$ 9,578,457	\$ 11,777,572	\$ 9,450,627	\$ 11,414,273	\$ (363,299)
May	\$ 4,054,756	\$ 15,325,346	\$ 1,913,019	\$ 14,221,306	\$ 4,913,877	\$ 16,691,449	\$ 6,282,371	\$ 17,696,644	\$ 1,005,195
Jun	\$ 182,485	\$ 15,507,831	\$ 1,338,356	\$ 15,559,661	\$ 258,807	\$ 16,950,256	\$ 231,894	\$ 17,928,538	\$ 978,282
Jul	\$ 111,418	\$ 15,619,249	\$ 255,149	\$ 15,814,811	\$ 95,559	\$ 17,045,815	\$ 52,100	\$ 17,980,638	\$ 934,823
Aug	\$ 110,287	\$ 15,729,536	\$ 193,443	\$ 16,008,254	\$ 139,555	\$ 17,185,370	\$ 101,553	\$ 18,082,191	\$ 896,821
Sep	\$ 403,918	\$ 16,133,454	\$ 563,750	\$ 16,572,004	\$ 616,636	\$ 17,802,006	\$ 483,310	\$ 18,565,501	\$ 763,495
Oct	\$ 11,219,272	\$ 27,352,726	\$ 10,970,758	\$ 27,542,763	\$ 11,727,764	\$ 29,529,770	\$ -	\$ -	\$ -
Nov	\$ 1,991,609	\$ 29,344,335	\$ 2,295,296	\$ 29,838,059	\$ 2,264,641	\$ 31,794,411	\$ -	\$ -	\$ -
Dec	\$ 124,814	\$ 29,469,149	\$ 272,031	\$ 30,110,090	\$ 149,910	\$ 31,944,321	\$ -	\$ -	\$ -
Total	\$ 29,469,149	\$ 28,900,000	\$ 30,110,090	\$ 29,300,000	\$ 31,944,321	\$ 31,600,000	\$ 18,565,501	\$ 33,322,125	55.7%

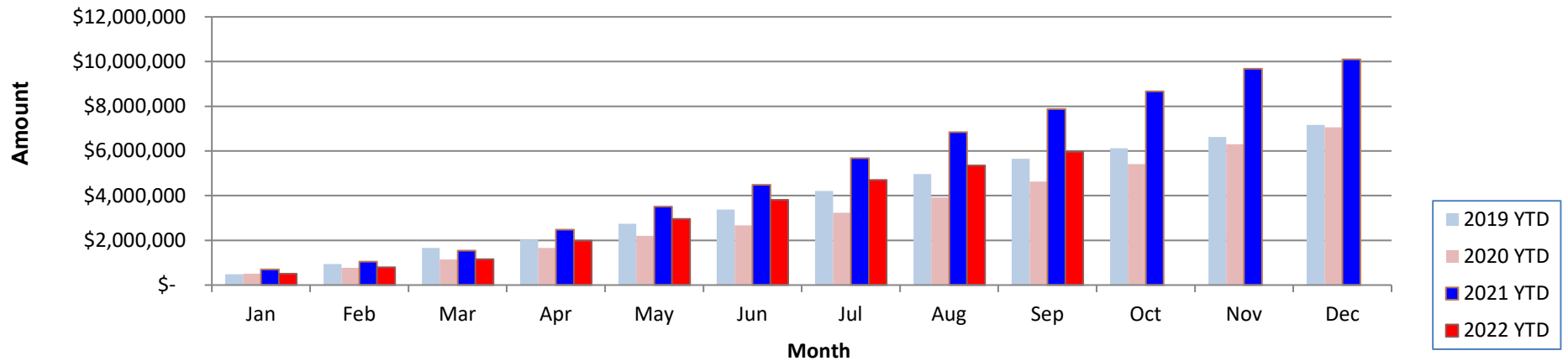
Property Tax Comparisons YTD



City of Sammamish
Year to Year Revenue Comparison
REET #1 & REET #2 Tax

Month	2019	2019 YTD	2020	2020 YTD	2021	2021 YTD	2022	2022 YTD	Variance YTD
Jan	\$ 483,904	\$ 483,904	\$ 503,321	\$ 503,321	\$ 698,716	\$ 698,716	\$ 510,574	\$ 510,574	\$ (188,142)
Feb	\$ 457,251	\$ 941,155	\$ 262,751	\$ 766,072	\$ 346,845	\$ 1,045,561	\$ 289,462	\$ 800,036	\$ (245,525)
Mar	\$ 717,688	\$ 1,658,843	\$ 376,599	\$ 1,142,671	\$ 499,386	\$ 1,544,947	\$ 352,172	\$ 1,152,208	\$ (392,739)
Apr	\$ 380,099	\$ 2,038,942	\$ 514,622	\$ 1,657,293	\$ 936,076	\$ 2,481,023	\$ 830,581	\$ 1,982,789	\$ (498,234)
May	\$ 699,629	\$ 2,738,571	\$ 544,913	\$ 2,202,206	\$ 1,033,495	\$ 3,514,518	\$ 973,261	\$ 2,956,050	\$ (558,468)
Jun	\$ 644,951	\$ 3,383,522	\$ 468,828	\$ 2,671,034	\$ 974,523	\$ 4,489,041	\$ 861,068	\$ 3,817,118	\$ (671,923)
Jul	\$ 831,504	\$ 4,215,026	\$ 560,094	\$ 3,231,128	\$ 1,191,590	\$ 5,680,631	\$ 887,688	\$ 4,704,806	\$ (975,825)
Aug	\$ 749,445	\$ 4,964,471	\$ 691,272	\$ 3,922,400	\$ 1,156,641	\$ 6,837,272	\$ 650,656	\$ 5,355,462	\$ (1,481,810)
Sep	\$ 683,220	\$ 5,647,691	\$ 704,043	\$ 4,626,442	\$ 1,036,160	\$ 7,873,432	\$ 605,825	\$ 5,961,287	\$ (1,912,145)
Oct	\$ 471,816	\$ 6,119,507	\$ 784,094	\$ 5,410,537	\$ 798,717	\$ 8,672,149	\$ -	\$ -	\$ -
Nov	\$ 512,430	\$ 6,631,937	\$ 893,379	\$ 6,303,916	\$ 1,003,114	\$ 9,675,263	\$ -	\$ -	\$ -
Dec	\$ 531,619	\$ 7,163,556	\$ 759,679	\$ 7,063,595	\$ 424,247	\$ 10,099,510	\$ -	\$ -	\$ -
Total	\$ 7,163,556	\$ 6,000,000	\$ 7,063,595	\$ 6,000,000	\$ 10,099,510	\$ 6,000,000	\$ 5,961,287	\$ 7,400,000	80.6%

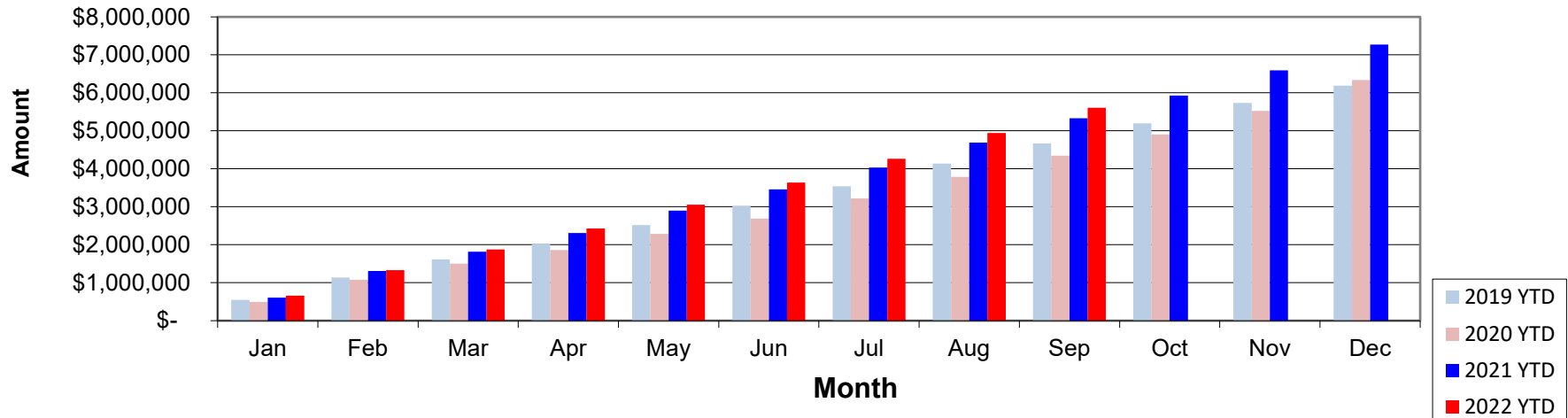
REET #1 & REET #2 Tax Comparison YTD



**City of Sammamish
Year to Year Revenue Comparison
Retail Sales Tax**

Month	2019	2019 YTD	2020	2020 YTD	2021	2021 YTD	2022	2022 YTD	Variance YTD
Jan	\$ 545,755	\$ 545,755	\$ 492,185	\$ 492,185	\$ 608,889	\$ 608,889	\$ 662,055	\$ 662,055	\$ 53,166
Feb	\$ 595,108	\$ 1,140,863	\$ 586,740	\$ 1,078,925	\$ 698,364	\$ 1,307,253	\$ 671,606	\$ 1,333,661	\$ 26,408
Mar	\$ 472,509	\$ 1,613,372	\$ 424,900	\$ 1,503,825	\$ 506,812	\$ 1,814,065	\$ 544,426	\$ 1,878,087	\$ 64,022
Apr	\$ 403,121	\$ 2,016,493	\$ 360,833	\$ 1,864,658	\$ 496,570	\$ 2,310,635	\$ 546,645	\$ 2,424,732	\$ 114,097
May	\$ 500,281	\$ 2,516,774	\$ 418,478	\$ 2,283,136	\$ 587,301	\$ 2,897,936	\$ 629,392	\$ 3,054,124	\$ 156,188
Jun	\$ 504,745	\$ 3,021,519	\$ 408,741	\$ 2,691,877	\$ 561,540	\$ 3,459,476	\$ 581,740	\$ 3,635,864	\$ 176,388
Jul	\$ 522,101	\$ 3,543,620	\$ 530,197	\$ 3,222,074	\$ 572,123	\$ 4,031,599	\$ 631,191	\$ 4,267,056	\$ 235,457
Aug	\$ 595,753	\$ 4,139,373	\$ 561,675	\$ 3,783,749	\$ 660,063	\$ 4,691,662	\$ 677,583	\$ 4,944,639	\$ 252,977
Sep	\$ 529,408	\$ 4,668,781	\$ 563,735	\$ 4,347,484	\$ 638,030	\$ 5,329,692	\$ 662,091	\$ 5,606,730	\$ 277,038
Oct	\$ 525,103	\$ 5,193,884	\$ 562,287	\$ 4,909,771	\$ 602,202	\$ 5,931,894	\$ -	\$ -	\$ -
Nov	\$ 541,943	\$ 5,735,827	\$ 616,326	\$ 5,526,097	\$ 663,346	\$ 6,595,240	\$ -	\$ -	\$ -
Dec	\$ 457,169	\$ 6,192,996	\$ 815,875	\$ 6,341,972	\$ 679,293	\$ 7,274,533	\$ -	\$ -	\$ -
Total	\$ 6,192,996	Budget	\$ 6,341,972	Budget	\$ 7,274,533	Budget	\$ 5,606,730	Budget	% of Budget
		\$ 5,800,000	\$ 5,800,000	\$ 5,800,000	\$ 5,400,000	\$ 5,400,000	\$ 6,300,000	\$ 6,300,000	89.0%

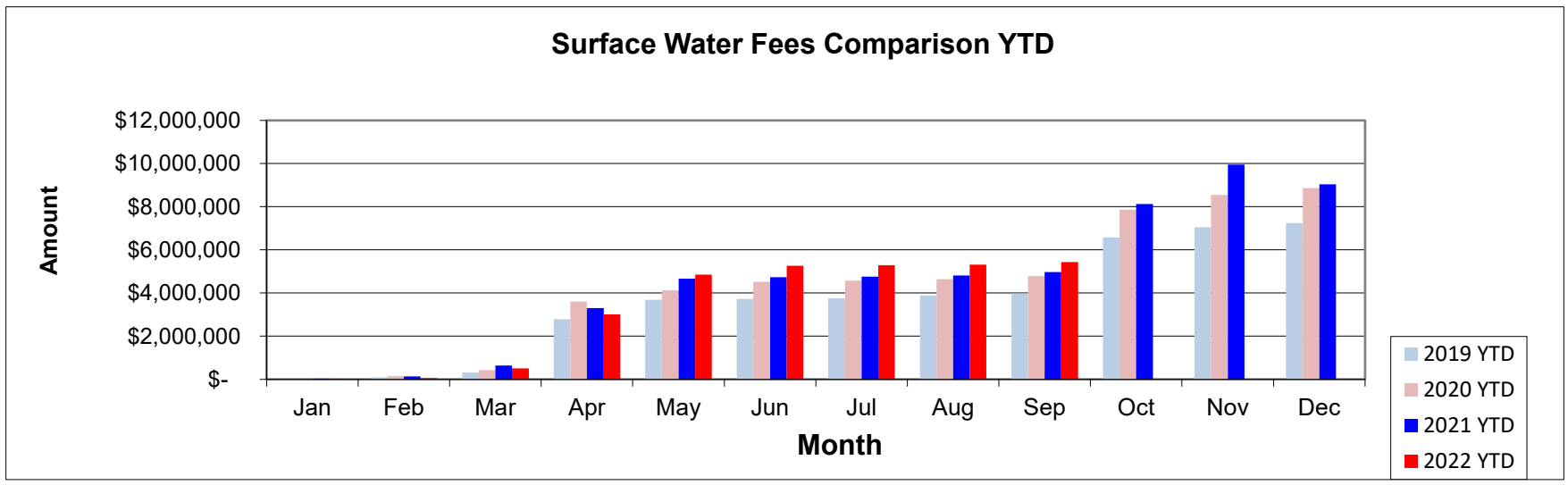
Sales Tax Comparison YTD



**City of Sammamish
Year to Year Revenue Comparison
Surface Water Fees**

Month	2019	2019 YTD	2020	2020 YTD	2021	2021 YTD	2022	2022 YTD	Variance YTD
Jan	\$ 21,336	\$ 21,336	\$ 22,510	\$ 22,510	\$ 34,952	\$ 34,952	\$ 18,519	\$ 18,519	\$ (16,434)
Feb	\$ 80,919	\$ 102,255	\$ 122,002	\$ 144,512	\$ 101,969	\$ 136,921	\$ 44,731	\$ 63,250	\$ (73,671)
Mar	\$ 224,806	\$ 327,061	\$ 278,315	\$ 422,827	\$ 497,271	\$ 634,192	\$ 444,596	\$ 507,846	\$ (126,346)
Apr	\$ 2,453,637	\$ 2,780,698	\$ 3,186,140	\$ 3,608,967	\$ 2,668,813	\$ 3,303,005	\$ 2,507,989	\$ 3,015,835	\$ (287,170)
May	\$ 909,402	\$ 3,690,100	\$ 517,292	\$ 4,126,259	\$ 1,370,405	\$ 4,673,410	\$ 1,843,069	\$ 4,858,904	\$ 185,494
Jun	\$ 35,573	\$ 3,725,673	\$ 388,824	\$ 4,515,082	\$ 62,553	\$ 4,735,963	\$ 402,967	\$ 5,261,871	\$ 525,908
Jul	\$ 23,734	\$ 3,749,407	\$ 63,503	\$ 4,578,585	\$ 25,572	\$ 4,761,535	\$ 31,503	\$ 5,293,374	\$ 531,839
Aug	\$ 134,712	\$ 3,884,119	\$ 56,451	\$ 4,635,036	\$ 48,148	\$ 4,809,683	\$ 24,252	\$ 5,317,626	\$ 507,943
Sep	\$ 98,511	\$ 3,982,630	\$ 152,081	\$ 4,787,117	\$ 157,848	\$ 4,967,531	\$ 115,223	\$ 5,432,849	\$ 465,318
Oct	\$ 2,589,940	\$ 6,572,570	\$ 3,073,780	\$ 7,860,897	\$ 3,158,345	\$ 8,125,876	\$ -	\$ -	
Nov	\$ 484,400	\$ 7,056,970	\$ 692,883	\$ 8,553,780	\$ 1,824,123	\$ 9,949,999	\$ -	\$ -	
Dec	\$ 185,563	\$ 7,242,533	\$ 315,627	\$ 8,869,408	\$ (909,194)	\$ 9,040,805	\$ -	\$ -	
Total	\$ 7,242,533	\$ 7,336,000	\$ 8,869,408	\$ 8,730,000	\$ 9,040,805	\$ 9,013,500	\$ 5,432,849	\$ 9,200,000	59.1%

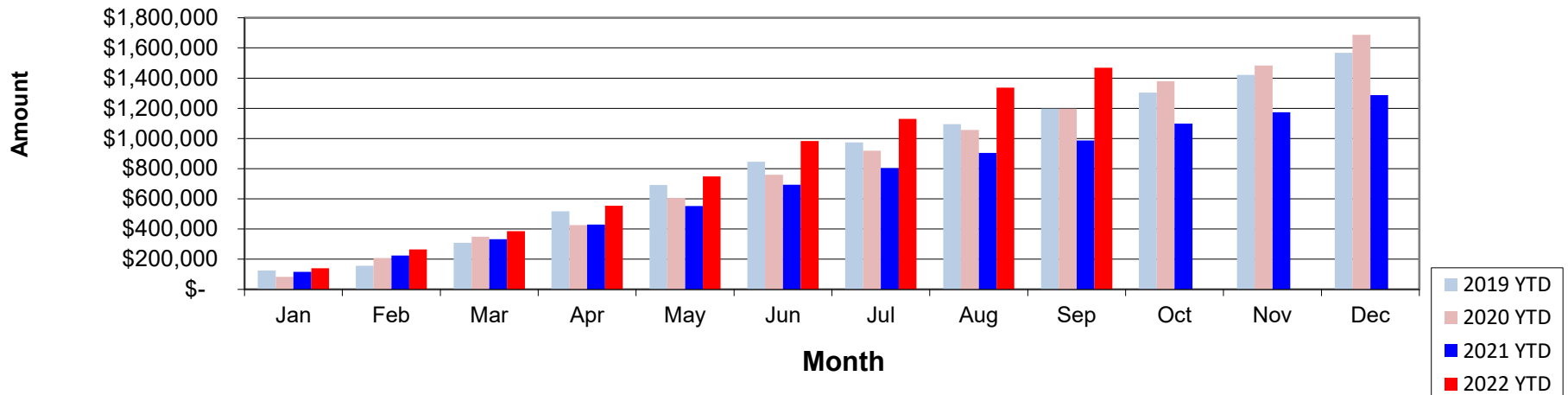
Surface Water Fees Comparison YTD



**City of Sammamish
Year to Year Revenue Comparison
Building Permits**

Month	2019	2019 YTD	2020	2020 YTD	2021	2021 YTD	2022	2022 YTD	Variance YTD
Jan	\$ 125,127	\$ 125,127	\$ 83,283	\$ 83,283	\$ 116,128	\$ 116,128	\$ 139,664	\$ 139,664	\$ 23,536
Feb	\$ 30,573	\$ 155,700	\$ 125,518	\$ 208,801	\$ 108,260	\$ 224,388	\$ 124,863	\$ 264,527	\$ 40,139
Mar	\$ 153,325	\$ 309,025	\$ 140,429	\$ 349,230	\$ 107,457	\$ 331,845	\$ 120,786	\$ 385,313	\$ 53,468
Apr	\$ 207,777	\$ 516,802	\$ 77,211	\$ 426,441	\$ 98,727	\$ 430,572	\$ 168,683	\$ 553,996	\$ 123,424
May	\$ 174,161	\$ 690,963	\$ 179,012	\$ 605,453	\$ 122,483	\$ 553,055	\$ 194,485	\$ 748,481	\$ 195,426
Jun	\$ 154,606	\$ 845,569	\$ 153,633	\$ 759,086	\$ 139,887	\$ 692,942	\$ 235,439	\$ 983,920	\$ 290,978
Jul	\$ 128,465	\$ 974,034	\$ 160,099	\$ 919,185	\$ 110,593	\$ 803,535	\$ 145,415	\$ 1,129,334	\$ 325,799
Aug	\$ 121,630	\$ 1,095,664	\$ 137,348	\$ 1,056,533	\$ 100,544	\$ 904,079	\$ 207,603	\$ 1,336,937	\$ 432,858
Sep	\$ 101,425	\$ 1,197,089	\$ 140,554	\$ 1,197,087	\$ 83,537	\$ 987,616	\$ 132,630	\$ 1,469,567	\$ 481,951
Oct	\$ 106,623	\$ 1,303,712	\$ 181,297	\$ 1,378,384	\$ 110,728	\$ 1,098,344	\$ -	\$ -	\$ -
Nov	\$ 117,902	\$ 1,421,614	\$ 105,016	\$ 1,483,400	\$ 74,630	\$ 1,172,974	\$ -	\$ -	\$ -
Dec	\$ 145,899	\$ 1,567,513	\$ 204,336	\$ 1,687,736	\$ 114,660	\$ 1,287,634	\$ -	\$ -	\$ -
Total	\$ 1,567,513	\$ 1,100,000	\$ 1,687,736	\$ 1,100,000	\$ 1,287,634	\$ 520,000	\$ 1,469,567	\$ 1,024,000	143.5%

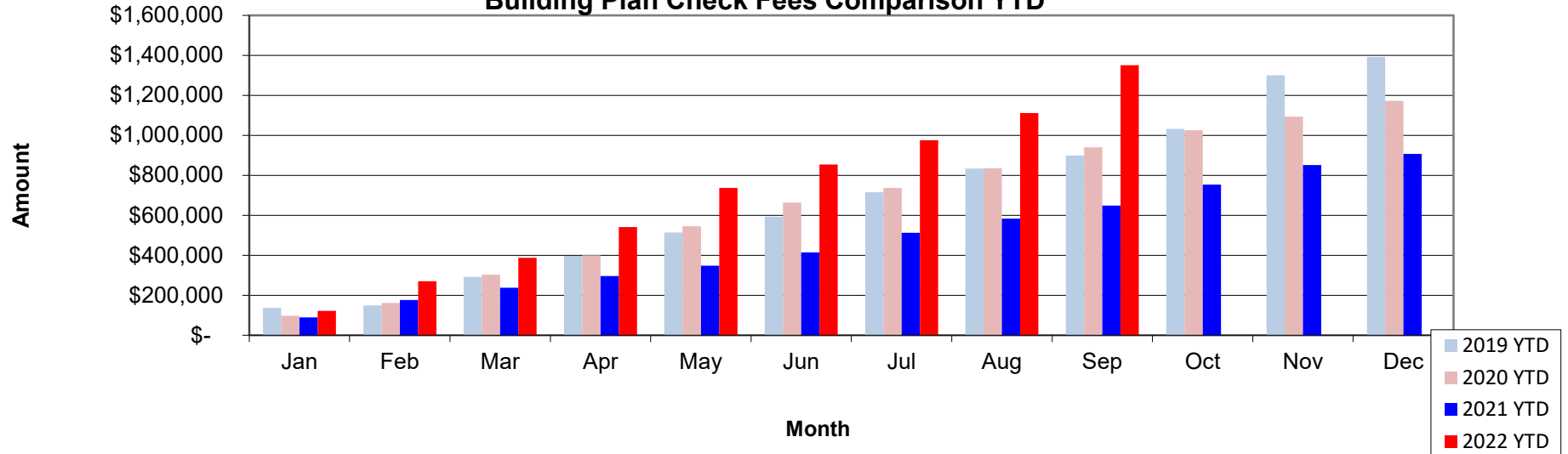
Building Permits Comparison YTD



**City of Sammamish
Year to Year Revenue Comparison
Plan Check Fees**

Month	2019	2019 YTD	2020	2020 YTD	2021	2021 YTD	2022	2022 YTD	Variance YTD
Jan	\$ 137,039	\$ 137,039	\$ 97,817	\$ 97,817	\$ 89,146	\$ 89,146	\$ 122,359	\$ 122,359	\$ 33,213
Feb	\$ 12,059	\$ 149,098	\$ 64,178	\$ 161,995	\$ 87,638	\$ 176,784	\$ 147,285	\$ 269,643	\$ 92,859
Mar	\$ 142,793	\$ 291,891	\$ 140,864	\$ 302,859	\$ 60,119	\$ 236,903	\$ 118,239	\$ 387,882	\$ 150,979
Apr	\$ 104,724	\$ 396,615	\$ 97,178	\$ 400,037	\$ 59,404	\$ 296,307	\$ 153,809	\$ 541,691	\$ 245,384
May	\$ 117,368	\$ 513,983	\$ 145,279	\$ 545,316	\$ 51,284	\$ 347,591	\$ 195,124	\$ 736,815	\$ 389,224
Jun	\$ 78,904	\$ 592,887	\$ 118,212	\$ 663,528	\$ 66,629	\$ 414,220	\$ 116,937	\$ 853,752	\$ 439,532
Jul	\$ 122,828	\$ 715,715	\$ 73,566	\$ 737,094	\$ 97,649	\$ 511,869	\$ 122,027	\$ 975,779	\$ 463,910
Aug	\$ 118,023	\$ 833,738	\$ 98,268	\$ 835,362	\$ 71,213	\$ 583,082	\$ 135,982	\$ 1,111,761	\$ 528,679
Sep	\$ 65,831	\$ 899,569	\$ 104,899	\$ 940,261	\$ 65,496	\$ 648,578	\$ 239,016	\$ 1,350,777	\$ 702,199
Oct	\$ 132,830	\$ 1,032,399	\$ 85,945	\$ 1,026,206	\$ 105,117	\$ 753,695	\$ -	\$ -	\$ -
Nov	\$ 267,956	\$ 1,300,355	\$ 67,951	\$ 1,094,157	\$ 97,543	\$ 851,238	\$ -	\$ -	\$ -
Dec	\$ 90,788	\$ 1,391,143	\$ 78,658	\$ 1,172,815	\$ 56,367	\$ 907,605	\$ -	\$ -	\$ -
Total	\$ 1,391,143	\$ 800,000	\$ 1,172,815	\$ 800,000	\$ 907,605	\$ 440,000	\$ 1,350,777	\$ 1,235,000	109.4%

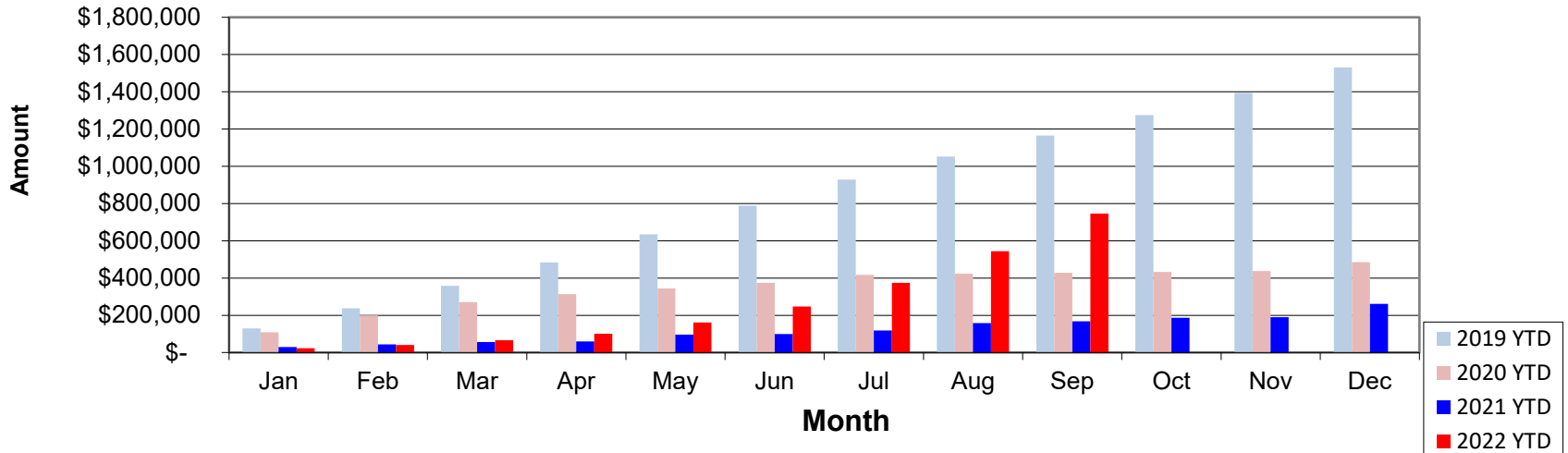
Building Plan Check Fees Comparison YTD



**City of Sammamish
Year to Year Revenue Comparison
Interest Income**

Month	2019	2019 YTD	2020	2020 YTD	2021	2021 YTD	2022	2022 YTD	Variance YTD
Jan	\$ 128,762	\$ 128,762	\$ 107,993	\$ 107,993	\$ 28,686	\$ 28,686	\$ 23,339	\$ 23,339	\$ (5,346)
Feb	\$ 108,400	\$ 237,162	\$ 91,506	\$ 199,500	\$ 14,258	\$ 42,944	\$ 17,836	\$ 41,176	\$ (1,768)
Mar	\$ 121,372	\$ 358,534	\$ 71,561	\$ 271,061	\$ 13,918	\$ 56,862	\$ 25,198	\$ 66,373	\$ 9,512
Apr	\$ 124,371	\$ 482,905	\$ 42,510	\$ 313,571	\$ 3,287	\$ 60,149	\$ 34,825	\$ 101,199	\$ 41,050
May	\$ 151,218	\$ 634,123	\$ 30,337	\$ 343,907	\$ 35,136	\$ 95,285	\$ 60,716	\$ 161,915	\$ 66,631
Jun	\$ 154,581	\$ 788,704	\$ 29,549	\$ 373,457	\$ 3,281	\$ 98,565	\$ 84,494	\$ 246,409	\$ 147,844
Jul	\$ 140,029	\$ 928,733	\$ 42,778	\$ 416,235	\$ 20,087	\$ 118,652	\$ 128,156	\$ 374,565	\$ 255,913
Aug	\$ 124,082	\$ 1,052,815	\$ 7,273	\$ 423,507	\$ 38,620	\$ 157,272	\$ 169,954	\$ 544,519	\$ 387,247
Sep	\$ 112,360	\$ 1,165,175	\$ 4,263	\$ 427,770	\$ 10,977	\$ 168,249	\$ 200,498	\$ 745,017	\$ 576,768
Oct	\$ 109,721	\$ 1,274,896	\$ 4,458	\$ 432,228	\$ 18,175	\$ 186,423	\$ -	\$ -	\$ -
Nov	\$ 118,159	\$ 1,393,055	\$ 5,419	\$ 437,647	\$ 3,861	\$ 190,284	\$ -	\$ -	\$ -
Dec	\$ 136,922	\$ 1,529,977	\$ 47,473	\$ 485,120	\$ 70,591	\$ 260,875	\$ -	\$ -	\$ -
Total	\$ 1,529,977	Budget	\$ 485,120	Budget	\$ 260,875	Budget	\$ 745,017	Budget	% of Budget
		\$ 608,500		\$ 428,500		\$ 662,000		\$ 236,000	315.7%

Interest Income Comparison YTD



EMPLOYMENT BY TYPE
(Number of Positions Filled)

	2021 End of Year	2022 September Net Change	2022 September	2022 BUDGET
General Government				
Full-Time (FTE)	100.62	5	113.25	123
Long-term LTE (more than 6 mo.)	9	-2	4	9
Total General Government	109.62	3	117.25	132
Stormwater				
Full-Time (FTE)	11.88	1	14.25	16.50
Total Stormwater	11.88	1	14.25	16.50
Total City FTE & Long-term LTE				
Full-Time (FTE)	112.50	6	127.50	139.50
Long-term LTE (more than 6 mo.)	9	-2	4	9
Total City FTE & LTE	121.50	4	131.50	148.50
Temporary Employees				
Short-term LTE (6 mo. or less)	1	0	0.00	0
Interns (6 mo. or less)	0	-3	0	N/A
Facility monitors	0	2	3	N/A
Parks lifeguards & beach managers	0	-13	0	N/A
6 month seasonals	0	-2	1	8
Total Seasonal and short term	1	-16	4.00	8
TOTAL ALL EMPLOYEES	122.50	-12.00	135.50	156.50

2022 Budgeted Contract (LTE) Positions

	Status
Management Analyst -City Clerk	Filled
Transportation Coordinator-Public Works	Vacant
Project Manager-Community Development	Vacant
Code Compliance Officer-Community Development	Vacant
Communications Coordinator-City Manager	Vacant
Human Resources Assistant	Filled
Maintenance Worker II-Facilities	Vacant
Facilities Project Manager-ARPA funded	Filled
Traffic Signal Technician	Filled

Biennial Budget to Actual Comparisons

BIENNIAL REVENUES BUDGET TO ACTUAL COMPARISON (INCLUDING TRANSFERS)

Information presented to comply with RCW 35A.34.24

<u>Fund</u>	<u>Revised 21/22 Budget</u>	<u>2021 Actuals Through December 2021</u>	<u>Actuals September 2022</u>	<u>2022 Actuals Through September 2022</u>	<u>21/22 Actuals Through September 2022</u>	<u>Uncollected Balance</u>	<u>Percent Uncollected</u>
General	\$ 108,510,357	\$ 59,758,552	\$ 2,333,298	\$ 34,508,007	\$ 94,266,558	\$ 14,243,799	13.13%
ARPA	4,759,912	32,740	-	4,727,172	4,759,912	(0)	(0.00%)
Street	2,726,200	1,363,629	147,826	1,036,657	2,400,286	325,914	11.95%
Debt Service	536,000	536,002	-	-	536,002	-	0.00%
CIP General Government	5,865,000	2,510,663	287,819	2,544,093	5,054,756	810,244	13.81%
CIP Parks	8,307,500	7,293,759	402,791	3,775,417	11,069,176	(2,761,676)	(33.24%)
CIP Transportation	14,083,000	13,039,596	415,709	3,754,077	16,793,672	(2,710,672)	(19.25%)
Surface Water Operating	18,422,500	9,477,648	126,961	5,595,689	15,073,338	3,349,162	18.18%
CIP Surface Water	12,056,442	4,319,652	389,532	3,606,953	7,926,605	4,129,837	34.25%
Equipment Replacement	1,828,375	820,789	85,111	698,586	1,519,375	309,000	16.90%
Information Services	5,720,700	2,874,175	238,706	2,146,519	5,020,694	700,006	12.24%
Insurance	1,055,000	498,517	46,700	508,708	1,007,226	47,774	4.53%
Total	\$ 183,870,986	\$ 102,525,723	\$ 4,474,453	\$ 62,901,877	\$ 165,427,600	\$ 18,443,388	10.03%

BIENNIAL EXPENDITURES BUDGET TO ACTUAL COMPARISON (INCLUDING TRANSFERS)

<u>Fund</u>	<u>Revised 21/22 Budget</u>	<u>2021 Actuals Through December 2021</u>	<u>Actuals September 2022</u>	<u>2022 Actuals Through September 2022</u>	<u>21/22 Actuals Through September 2022</u>	<u>Unexpended Balance</u>	<u>Percent Unexpended</u>
General	\$ 116,979,212	\$ 52,693,596	\$ 4,019,671	\$ 34,653,730	\$ 87,347,326	\$ 29,631,886	25.33%
ARPA	4,759,912	32,740	11,369	103,925	136,665	4,623,247	97.13%
Street	12,445,316	11,082,746	147,826	1,036,657	12,119,403	325,913	2.62%
Debt Service	536,000	536,000	-	-	536,000	(0)	(0.00%)
CIP General Government	7,699,100	2,193,806	133,781	1,098,487	3,292,293	4,406,807	57.24%
CIP Parks	20,099,400	3,675,228	268,779	434,437	4,109,665	15,989,735	79.55%
CIP Transportation	14,415,200	7,238,756	345,029	755,807	7,994,563	6,420,637	44.54%
Surface Water Operating	20,612,696	8,693,329	830,446	6,640,554	15,333,882	5,278,814	25.61%
CIP Surface Water	9,916,756	1,939,906	78,709	516,006	2,455,912	7,460,844	75.23%
Equipment Replacement	1,066,469	389,566	36,775	351,033	740,599	325,870	30.56%
Information Services	6,534,500	2,541,231	290,644	2,257,424	4,798,656	1,735,844	26.56%
Insurance	1,051,000	464,865	-	512,113	976,979	74,021	7.04%
Total	\$ 216,115,561	\$ 91,481,770	\$ 6,163,030	\$ 48,360,173	\$ 139,841,943	\$ 76,273,618	35.29%

City of Sammamish

General Fund

**Biennial Budget to Actual Revenue Comparison
Month Ending September 30, 2022**

Account Number	Description	2021/2022 BUDGET	Monthly Actual	Actual Revenues To Date	21/22 % Received
001-000-311-10-00-00	Property Tax	\$ 64,922,125	\$ 483,310.31	\$ 50,509,820.30	78%
001-000-313-11-00-00	Sales & Use Tax	11,700,000	662,091.15	12,881,264.14	110%
001-000-313-27-00-00	Affordable Hsg. Sales Tax	102,000	5,747.23	94,092.30	92%
001-000-313-71-00-00	Local Crim Just Sales Tax	3,700,000	213,160.79	3,968,933.24	107%
001-000-317-20-00-00	Leasehold Excise Tax	3,000	1.59	11,018.02	367%
TOTAL TAXES		\$ 80,427,125	\$ 1,364,311.07	\$ 67,465,128.00	84%
001-000-321-99-00-00	Business Licenses	\$ 110,000	\$ 4,533.75	\$ 116,156.25	106%
001-000-321-91-00-00	Cable Franchise Fee	1,410,000	-	1,037,745.06	74%
001-000-322-10-01-00	Building Permits	1,072,500	-	634,243.38	59%
001-000-322-10-02-00	Plumbing Permits	82,500	-	49,519.40	60%
001-000-322-10-03-00	Grading Permits	7,000	-	73,588.00	1051%
001-000-322-10-04-00	Mechanical Permits	297,000	177.00	232,846.20	78%
001-000-322-10-05-00	Shoreline Develop Permits	24,000	-	29,648.00	124%
001-000-322-10-06-00	Demolition Permits	10,000	-	5,744.00	57%
001-000-322-10-10-00	Building Permits-new # in 2022	-	132,452.86	1,291,543.13	*
001-000-322-40-00-00	Right of Way Permits	198,000	33,592.00	591,133.00	299%
001-000-322-90-01-00	Miscellaneous Permits/Fees	8,000	-	22,169.40	277%
TOTAL LICENSES & PERMITS		\$ 3,219,000	\$ 170,755.61	\$ 4,084,335.82	127%
001-000-333-20-20-50	USDOT NHS Asset Management	\$ 1,530,000	\$ 23,517.38	\$ 87,298.55	6%
001-000-333-20-60-10	US DOT	3,000	817.03	3,323.32	111%
001-000-333-20-61-60	US DOT CIOT-Seatbelt/Dist Dri	-	-	930.10	*
001-000-333-97-04-20	Emergency Mgmt. Perf. Grant	-	-	35,328.00	*
001-000-334-00-70-00	WA Dept of Enterprise Svc	-	-	1,957.32	*
001-000-334-01-80-00	Military Dept - State Grant	72,000	-	111,640.70	155%
001-000-334-03-10-00	Dept of Ecology Grant	-	-	5,690.99	*
001-000-334-03-20-00	Recycling Grant	35,500	-	64,559.01	182%
001-000-335-04-01-00	Law & Crim Just Enforcement	-	-	261,166.00	*
001-000-336-06-21-00	Criminal Justice-Population	42,800	-	39,355.57	92%
001-000-336-06-25-00	Criminal Justice - Contr Svcs	220,000	-	237,067.12	108%
001-000-336-06-26-00	Criminal Justice - Spec Prog	152,000	-	139,840.06	92%
001-000-336-06-51-00	DUI-Cities	16,000	-	16,549.60	103%
001-000-336-06-94-00	Liquor Excise	736,800	-	566,634.51	77%
001-000-336-06-95-00	Liquor Profits	1,028,000	131,727.82	1,111,395.33	108%
001-000-336-06-95-01	Liquor Profits-Public Safety	209,400	-	52,040.07	25%
001-000-337-07-00-00	KC Recycling Grant	149,000	-	117,680.45	79%
001-000-337-07-04-00	KC Community & Human Svcs	-	-	5,000.00	*
001-000-337-07-07-00	KC Hazardous Waste Mgmt	48,000	-	29,480.90	61%
001-000-337-07-08-00	KC Transit Coordinator	84,000	2,960.40	48,107.61	57%
TOTAL INTERGOVERNMENTAL		\$ 4,326,500	\$ 159,022.63	\$ 2,935,045.21	68%
001-000-341-33-00-00	Warrant Fee	\$ -	\$ -	\$ 90.96	*
001-000-341-81-01-00	Copies	2,000	-	-	0%
001-000-341-99-00-00	Passport Services	40,000	945.00	5,110.00	13%
001-000-342-10-01-00	Vehicle Impound Fees	5,500	-	100.00	2%
001-000-342-10-02-00	School Resource Officer	400,000	-	241,469.50	60%
001-000-342-20-01-00	EFR Review Fee	70,000	2,448.00	70,858.80	101%
001-000-342-40-01-00	EFR Inspection Fee	40,000	1,296.00	6,838.00	17%

Account Number	Description	2021/2022 BUDGET	Monthly Actual	Actual Revenues To Date	21/22 % Received
001-000-342-40-02-00	Electrical Inspections	495,000	-	440,069.44	89%
001-000-343-10-00-00	Drainage Svcs-Pmt from SWM	499,836	20,583.42	438,085.78	88%
001-000-343-93-00-00	Animal Control	370,000	-	187,535.00	51%
001-000-345-70-20-00	Information Services	-	7,176.00	91,339.50	*
001-000-345-81-01-00	Subdivision Preliminary Review	100,000	-	32,844.00	33%
001-000-345-83-01-00	Building Plan Check Fees	907,500	-	452,276.60	50%
001-000-345-83-03-00	Energy Plan Check Fees	35,000	-	14,853.00	42%
001-000-345-83-04-00	Sprinkler Plan Checks	-	-	6,630.00	*
001-000-345-83-20-00	Planning Review	-	70,287.25	512,770.14	*
001-000-345-83-30-00	Building Plan Review	-	46,956.54	320,461.17	*
001-000-345-83-40-00	Public Works Review	-	43,616.00	227,398.30	*
001-000-345-83-40-10	PW Consultant Review	-	2,700.25	4,404.00	*
001-000-345-85-01-00	Admin Fee for Impact/Mitigation	25,000	-	6,147.20	25%
001-000-345-85-02-00	Admin Fee for Technology	90,000	-	15,286.40	17%
001-000-345-86-00-00	Historic Preservation Fees	-	-	25,000.00	*
001-000-345-89-01-00	SEPA Review Fee	12,500	-	3,400.00	27%
001-000-345-89-02-00	Site Plan Review	800,000	5,509.38	473,315.06	59%
001-000-345-89-03-00	Notice of Appeal	3,000	-	2,500.00	83%
001-000-345-89-04-00	Preapplication/Service Fee	300,000	-	181,186.20	60%
001-000-345-89-05-00	Boundary Line Adjustments	8,000	-	4,760.00	60%
001-000-345-89-06-00	Shoreline Exemption	2,000	-	2,584.00	129%
001-000-345-89-07-00	Short Plat Fee	8,000	-	-	0%
001-000-345-89-08-00	Site Engineering Fee	-	-	4,140.00	*
001-000-345-89-09-00	Preapplication Conference.	5,000	-	53,924.00	1078%
001-000-345-89-12-00	Outside Services Plan Review	580,000	72,646.60	301,971.71	52%
001-000-345-89-13-00	Concurrency Test Fees	200,200	250.00	111,903.00	56%
001-000-345-89-14-00	Public Notice Fee	7,000	1,300.00	32,654.00	466%
001-000-345-89-99-00	Technology Surcharge 15% Fee	-	34,172.76	349,177.34	*
001-000-347-30-01-00	Park Use Fees	70,000	3,586.00	106,270.76	152%
001-000-347-30-02-00	Field Use Fees	540,000	54,869.00	426,187.99	79%
001-000-347-30-03-00	Park & Recreation Fees	-	88.00	88.00	*
001-000-347-60-01-00	Recreational Class Fees	-	-	25,722.40	*
001-000-347-90-00-00	Park Concessions	-	-	500.00	*
001-000-347-90-20-00	Vendor Display Fees	12,000	-	50.00	0%
TOTAL CHARGES FOR GOODS & SVCS		\$ 5,627,536	\$ 368,430.20	\$ 5,179,902.25	92%
001-000-350-00-00-00	Municipal Court Fines	\$ 727,000	\$ -	\$ 106,486.47	15%
001-000-359-90-01-00	Development Fines	-	-	132.00	*
001-000-359-90-02-00	False Alarm Fines	2,000	-	900.00	45%
001-000-359-90-03-00	Code Violations	50,000	1,000.00	57,350.00	115%
TOTAL FINES & FORFEITS		\$ 779,000	\$ 1,000.00	\$ 164,868.47	21%
001-000-361-11-00-00	Interest Income	\$ 465,000	\$ 79,354.97	\$ 470,808.61	101%
001-000-361-40-00-00	Sales Interest	20,000	1,176.95	9,230.88	46%
001-000-362-40-00-00	Space and Facilities Leases ST	-	-	4,121.55	*
001-000-362-40-01-00	Beaver Lake Lodge Rental Fees	140,000	4,280.00	76,429.75	55%
001-000-362-50-00-00	Space and Facilities Leases LT	590,000	22,195.43	773,849.68	131%
001-000-362-51-00-00	City Hall 2nd floor	205,000	14,728.61	303,313.39	148%
001-000-367-11-00-00	Donation - Memorial Bench Prog	-	-	1,046.00	*
001-000-367-11-00-01	Donations	-	91.62	15,357.62	*
001-000-367-11-01-01	Donations - Park Events	60,000	-	5,250.00	9%
001-000-367-19-00-00	Contributions Fire District 10	178,880	-	89,440.00	50%
001-000-369-30-01-00	Confiscated/Forfeited Property	-	-	18,196.20	*
001-000-369-40-00-00	Judgements & Settlements	-	-	15.42	*

Account Number	Description	2021/2022 BUDGET	Monthly Actual	Actual Revenues To Date	21/22 % Received
001-000-369-90-00-00	Miscellaneous	2,000	110.97	112,809.80	5640%
001-000-369-90-01-00	Sammamish Day Merchandise	-	14.08	31.75	*
001-000-395-20-00-00	Restitution	-	-	399,523.04	*
001-000-397-00-01-01	Transfer from Street Fund	12,445,316	147,826.16	12,119,402.58	97%
001-000-397-00-03-01	Transfer from GG CIP	-	-	-	*
001-000-397-00-03-02	Transfer from Parks CIP	25,000	-	25,000.00	100%
001-000-398-00-00-00	Compensation from Ins Recovery	-	-	13,452.17	*
TOTAL MISCELLANEOUS		\$ 14,131,196	\$ 269,778.79	\$ 14,437,278.44	102%
TOTAL FUND		\$ 108,510,357	\$ 2,333,298.30	\$ 94,266,558.19	87%

City of Sammamish

American Rescue Plan Act Fund

**Biennial Budget to Actual Revenue Comparison
Month Ending September 30, 2022**

Account Number	Description	2021/2022 BUDGET	Monthly Actual	Actual Revenues To Date	21/22 % Received
002-000-332-92-10-00	Federal Funds-US Treasury	\$ 4,759,912	\$ -	\$ 4,759,912.00	100%
TOTAL REVENUES		\$ 4,759,912	\$ -	\$ 4,759,912.00	100%
TOTAL FUND		\$ 4,759,912	\$ -	\$ 4,759,912.00	100%

Per Generally Accepted Accounting Principles (GAAP), \$2,347,216.11 of unspent federal ARPA funds received in 2021 were deferred at the end of 2021. These funds are recognized as revenue in 2022 and are available to be spent.

City of Sammamish

Street Fund

**Biennial Budget to Actual Revenue Comparison
Month Ending September 30, 2022**

Account Number	Description	2021/2022 BUDGET	Monthly Actual	Actual Revenues To Date	21/22 % Received
101-000-336-00-71-00	Multimodal Transpo City	\$ 174,000	\$ 22,370.69	\$ 155,050.80	89%
101-000-336-00-87-00	Street Fuel Tax	2,400,000	125,455.47	1,960,750.70	82%
101-000-336-00-87-01	MVFT Transportation City	152,200	-	284,484.69	187%
TOTAL INTERGOVERNMENTAL		\$ 2,726,200	\$ 147,826.16	\$2,400,286.19	88%
TOTAL FUND		\$ 2,726,200	\$ 147,826.16	\$2,400,286.19	88%

City of Sammamish

G.O. Debt Service Fund

Biennial Budget to Actual Revenue Comparison
Month Ending September 30, 2022

Account Number	Description	2021/2022 BUDGET	Monthly Actual	Actual Revenues To Date	21/22 % Received
201-000-397-00-03-40	Operating Transfers - Tran CIP	\$ 536,000	\$ -	\$ 536,001.66	100%
TOTAL NONREVENUES		\$ 536,000	\$ -	\$ 536,001.66	100%
TOTAL FUND		\$ 536,000	\$ -	\$ 536,001.66	100%

City of Sammamish

General Government CIP Fund

Biennial Budget to Actual Revenue Comparison
Month Ending September 30, 2022

Account Number	Description	2021/2022 BUDGET	Monthly Actual	Actual Revenues To Date	21/22 % Received
301-000-361-11-00-00	Interest Income	\$ 15,000	\$ 8,652.30	\$ 42,255.77	282%
TOTAL MISCELLANEOUS		\$ 15,000	\$ 8,652.30	\$ 42,255.77	282%
301-000-397-00-00-01	Oper Trnsfrs - General Govt.	\$ 5,850,000	\$ 279,166.67	\$ 5,012,500.03	86%
TOTAL NONREVENUES		\$ 5,850,000	\$ 279,166.67	\$ 5,012,500.03	86%
TOTAL FUND		\$ 5,865,000	\$ 287,818.97	\$ 5,054,755.80	86%

City of Sammamish

Parks CIP Fund

**Biennial Budget to Actual Revenue Comparison
Month Ending September 30, 2022**

Account Number	Description	2021/2022 BUDGET	Monthly Actual	Actual Revenues To Date	21/22 % Received
302-000-311-10-00-00	Property Tax	\$ 480,000	\$ 4,765.71	\$ 445,420.84	93%
302-000-318-34-00-00	Real Estate Excise Tax #1	6,700,000	302,912.64	8,030,398.39	120%
TOTAL TAXES		\$ 7,180,000	\$ 307,678.35	\$ 8,475,819.23	118%
302-000-337-07-02-00	KC Conservation Futures Grant	\$ -	\$ -	\$ 1,517,390.00	*
TOTAL INTERGOVERNMENTAL		\$ -	\$ -	\$ 1,517,390.00	*
302-000-345-85-02-00	Parks Impact Fees	\$ 907,500	\$ 47,173.00	\$ 646,944.00	71%
302-000-345-86-00-07	Kensington Mitigation Fees	-	-	87,607.00	*
TOTAL CHARGES FOR SERVICES		\$ 907,500	\$ 47,173.00	\$ 734,551.00	81%
302-000-361-11-00-00	Investment Interest	\$ 220,000	\$ 47,939.81	\$ 240,930.61	110%
TOTAL MISCELLANEOUS		\$ 220,000	\$ 47,939.81	\$ 240,930.61	110%
302-000-398-00-00-00	Compensation-Insurance Rec.	\$ -	\$ -	\$ 100,485.00	*
TOTAL NONREVENUES		\$ -	\$ -	\$ 100,485.00	*
TOTAL FUND		\$ 8,307,500	\$ 402,791.16	\$ 11,069,175.84	133%

City of Sammamish

Transportation CIP Fund

**Biennial Budget to Actual Revenue Comparison
Month Ending September 30, 2022**

Account Number	Description	2021/2022 BUDGET	Monthly Actual	Actual Revenues To Date	21/22 % Received
340-000-317-35-00-00	Real Estate Excise Tax - #2				
340-000-318-35-00-00	Real Estate Excise Tax - #2	\$ 6,700,000	\$ 302,912.64	\$ 8,030,398.37	120%
TOTAL TAXES		\$ 6,700,000	\$ 302,912.64	\$ 8,030,398.37	120%
340-000-333-20-20-50	Indirect Federal (ITS)	\$ 578,000	\$ -	\$ 388,659.47	67%
340-000-334-03-60-00	WA DOT Grant (IFCR)	100,000	-	1,600,000.00	1600%
TOTAL INTERGOVERNMENTAL		\$ 678,000	\$ -	\$ 1,988,659.47	293%
340-000-345-85-01-00	Traffic Impact Fees	\$ 1,320,000	\$ 88,954.26	\$ 1,097,480.93	83%
340-000-345-86-00-07	Kensington Mitigation Fees	-	-	184,655.60	*
TOTAL CHARGES FOR SERVICE		\$ 1,320,000	\$ 88,954.26	\$ 1,282,136.53	97%
340-000-361-11-00-00	Investment Interest	\$ 65,000	\$ 23,842.18	\$ 107,627.72	166%
340-000-367-12-00-00	Contributions - Private Source	-	-	64,850.29	*
TOTAL MISCELLANEOUS		\$ 65,000	\$ 23,842.18	\$ 172,478.01	265%
340-000-397-00-00-01	Oper Trnsfrs - General Govt.	\$ 5,320,000	\$ -	\$ 5,320,000.00	100%
TOTAL NONREVENUES		\$ 5,320,000	\$ -	\$ 5,320,000.00	100%
TOTAL FUND		\$ 14,083,000	\$ 415,709.08	\$ 16,793,672.38	119%

City of Sammamish

Surface Water Management Fund

Biennial Budget to Actual Revenue Comparison
Month Ending September 30, 2022

Account Number	Description	2021/2022 BUDGET	Monthly Actual	Actual Revenues To Date	21/22 % Received
408-000-337-07-00-00	KC Conservat'n Dist Sp Ass/SSO	\$ -	\$ -	\$ 29,716.35	*
TOTAL INTERGOVERNMENTAL		\$ -	\$ -	\$ 29,716.35	\$ -
408-000-343-10-00-00	Surface Water Fees	\$ 18,213,500	\$ 115,222.74	\$ 14,473,653.34	79%
408-000-345-11-00-00	Beaver Lake Mgmt. District Fees	120,000	472.75	130,481.63	
TOTAL CHARGES FOR GOODS & SVCS		\$ 18,333,500	\$ 115,695.49	\$ 14,604,134.97	80%
408-000-361-11-00-00	Interest Income	\$ 65,000	\$ 7,665.52	\$ 46,904.65	72%
408-000-361-11-01-00	ISD Interest Income	-	-	298,204.09	*
408-000-362-90-00-01	Rental-Sigmar House	-	3,600.00	68,400.00	*
408-000-367-12-00-00	Contributions-HOA Monitoring	24,000	-	-	0%
408-000-369-90-01-00	Miscellaneous	-	-	1,017.80	*
TOTAL MISCELLANEOUS		\$ 89,000	\$ 11,265.52	\$ 414,526.54	466%
408-000-397-00-00-00	Transfer from General Fund	\$ -	\$ -	\$ 24,959.74	*
TOTAL NONREVENUES		\$ -	\$ -	\$ 24,959.74	*
TOTAL FUND		\$ 18,422,500	\$ 126,961.01	\$ 15,073,337.60	82%

City of Sammamish

Surface Water Capital Fund

**Biennial Budget to Actual Revenue Comparison
Month Ending September 30, 2022**

Account Number	Description	2021/2022 BUDGET	Monthly Actual	Actual Revenues To Date	21/22 % Received
438-000-332-92-10-00	WS Dept of Commerce-ARPA	\$ 2,910,000	\$ -	\$ -	0%
438-000-334-02-70-00	Dept. of Rec. & Conservation	-	-	428,909.96	*
438-000-337-07-02-00	KC Flood Control-SRO Fund	192,942	-	192,058.88	\$ 1.00
438-000-337-07-05-00	KC Flood Control District	400,000	-	85,685.00	21%
TOTAL INTERGOVERNMENTAL		\$ 3,502,942	\$ -	\$ 706,653.84	\$ 1
438-000-361-11-00-00	Interest Income	\$ 30,000	\$ 11,891.49	\$ 50,585.73	169%
438-000-379-00-00-00	Developer Contribution Fees	550,000	19,182.00	271,240.40	49%
TOTAL MISCELLANEOUS		\$ 580,000	\$ 31,073.49	\$ 321,826.13	55%
438-000-397-00-04-08	Oper Trnsfrs - Storm Oper Fund	\$ 7,973,500	\$ 358,458.33	\$ 6,898,124.97	87%
TOTAL NONREVENUES		\$ 7,973,500	\$ 358,458.33	\$ 6,898,124.97	87%
TOTAL FUND		\$ 12,056,442	\$ 389,531.82	\$ 7,926,604.94	66%

City of Sammamish

Equipment Rental & Replacement Fund

Biennial Budget to Actual Revenue Comparison

Month Ending September 30, 2022

Account Number	Description	2021/2022 BUDGET	Monthly Actual	Actual Revenues To Date	21/22 % Received
501-000-348-30-00-00	Fleet R & M Charge				
501-000-349-30-00-00	Fleet R & M Charge-GF	\$ 589,217	\$ 28,543.83	\$ 503,585.47	85%
501-000-349-30-40-80	Fleet R & M Charge-SWM	157,386	7,578.58	134,650.22	86%
TOTAL CHARGES FOR SERVICES		\$ 746,603	\$ 36,122.41	\$ 638,235.69	85%
501-000-361-11-00-00	Investment Interest	\$ 20,000	\$ 3,304.04	\$ 16,360.36	82%
501-000-362-20-00-00	Fleet Replacement Charge-GF	842,032	35,084.67	736,778.03	88%
501-000-362-20-40-80	Fleet Replacement Charge-SWM	95,740	3,989.17	83,772.53	88%
TOTAL MISCELLANEOUS		\$ 957,772	\$ 42,377.88	\$ 836,910.92	87%
501-000-395-10-00-00	Sale of Capital Assets	\$ 124,000	\$ -	\$ 3,771.50	3%
501-000-397-00-00-00	Transfer from General Fund	-	-	2,706.25	*
501-000-398-00-00-00	Compensation from Ins Recovery	-	6,611.07	37,751.13	*
TOTAL NONREVENUES		\$ 124,000	\$ 6,611.07	\$ 44,228.88	36%
TOTAL FUND		\$ 1,828,375	\$ 85,111.36	\$ 1,519,375.49	83%

City of Sammamish

Information Technology Fund

**Biennial Budget to Actual Revenue Comparison
Month Ending September 30, 2022**

Account Number	Description	2021/2022 BUDGET	Monthly Actual	Actual Revenues To Date	21/22 % Received
502-000-349-80-00-01	Interfund Services - Gen Govt	\$ 4,994,766	\$ 206,959.83	\$ 4,373,886.47	88%
502-000-349-80-04-08	Interfund Services -Surface Water	711,934	29,373.50	623,813.50	88%
TOTAL CHARGES FOR GOODS & SVCS		\$ 5,706,700	\$ 236,333.33	\$ 4,997,699.97	88%
502-000-361-11-00-00	Interest Income	\$ 14,000	\$ 2,372.29	\$ 13,251.09	95%
TOTAL MISCELLANEOUS		\$ 14,000	\$ 2,372.29	\$ 13,251.09	95%
502-000-397-00-00-00	Operating Transfer-General Fund	\$ -	\$ -	\$ 9,742.50	*
TOTAL NONREVENUES		\$ -	\$ -	\$ 9,742.50	*
TOTAL FUND		\$ 5,720,700	\$ 238,705.62	\$ 5,020,693.56	88%

City of Sammamish

Risk Management Fund

**Biennial Budget to Actual Revenue Comparison
Month Ending September 30, 2022**

Account Number	Description	2021/2022 BUDGET	Monthly Actual	Actual Revenues To Date	21/22 % Received
503-000-349-91-00-01	Interfund - General fund	\$ 919,900	\$ 40,358.33	\$ 879,541.64	96%
503-000-349-91-04-08	Interfund - Storm Oper Fund	131,100	5,725.00	125,375.00	96%
TOTAL CHARGES FOR SERVICES		\$ 1,051,000	\$ 46,083.33	\$ 1,004,916.64	96%
503-000-361-11-00-00	Interest Income	\$ 4,000	\$ 616.21	\$ 2,308.95	58%
TOTAL MISCELLANEOUS		\$ 4,000	\$ 616.21	\$ 2,308.95	58%
TOTAL FUND		\$ 1,055,000	\$ 46,699.54	\$ 1,007,225.59	95%

City of Sammamish
General Fund

City Council Department

**Biennial Budget to Actual Expenditure Comparison
Month Ending September 30, 2022**

Account Number	Description	2021-2022 BUDGET	Monthly Actual	Actual Exp. To Date	21/22 % Expended
001-011-511-60-11-00	Salaries	\$ 222,300	\$ 9,395.52	\$ 184,588.58	83%
001-011-511-60-21-00	Benefits	46,000	1,479.16	31,961.95	69%
TOTAL PERSONNEL		\$ 268,300	\$ 10,874.68	\$ 216,550.53	81%
001-011-511-60-31-00	Office & Operating Supplies	\$ 5,000	\$ 1,071.20	\$ 2,379.26	48%
001-011-511-60-31-01	Meetings	4,000	-	450.00	11%
001-011-511-60-31-05	Meeting Meals (1)	9,000	125.72	868.27	10%
TOTAL SUPPLIES		\$ 18,000	\$ 1,196.92	\$ 3,697.53	21%
001-011-511-60-41-00	Professional Services (2)	\$ 90,000	\$ -	\$ 47,298.37	53%
001-011-511-60-41-01	City Manager Recruitment	-	3,836.30	10,836.30	*
001-011-511-60-41-03	Kokanee Work Group	80,000	-	78,291.00	98%
001-011-511-60-41-07	Communications Strategy	-	-	-	*
001-011-511-60-41-08	Lobbyist Services	96,000	-	68,000.00	71%
001-011-511-60-41-10	Climate Action Committee	25,000	-	-	0%
001-011-511-60-42-00	Communications	7,800	377.78	11,415.92	146%
001-011-511-60-43-00	Travel (3)	30,000	-	897.99	3%
001-011-511-60-49-01	Memberships (4)	2,800	-	-	0%
001-011-511-60-49-03	Training - Seminars/Conf (5)	8,000	-	3,135.26	39%
001-011-511-60-49-06	Sound Cities Association	91,000	-	88,307.36	97%
001-011-511-60-49-09	Puget Sound Regional Council	66,500	-	29,362.00	44%
001-011-511-60-49-15	National League of Cities	8,300	-	8,108.00	98%
TOTAL SERVICES & CHARGES		\$ 505,400	\$ 4,214.08	\$ 345,652.20	68%
TOTAL DEPARTMENT		\$ 791,700	\$ 16,285.68	\$ 565,900.26	71%

(1) Light refreshments at Council meetings, \$100/mo x 11. Dinners @ \$850 (Issaquah CC, Redmond CC, ISD/LWSD Boards).

(2) Video recording of meetings, Council photos.

(3) \$10,000 for NLC, AWC, AWC Legislative, local travel and \$10,000 for retreat.

(4) Rotary \$1,200, Eastside Transportation Partnership \$200.

(5) AWC conferences, NLC conferences, local trainings.

City of Sammamish
General Fund

City Manager Department

**Biennial Budget to Biennial Actual Expenditure Comparison
Month Ending September 30, 2022**

Account Number	Description	2021-2022 BUDGET	Monthly Actual	Actual Exp. To Date	21/22 % Expended
Administration					
001-013-513-10-11-00	Salaries (1)	\$ 1,266,600	\$ 38,089.99	\$1,311,144.22	104%
001-013-513-10-21-00	Benefits (1)	492,800	12,532.80	389,158.65	79%
TOTAL PERSONNEL		\$ 1,759,400	\$ 50,622.79	\$1,700,302.87	97%
001-013-513-10-31-00	Office & Operating Supplies	\$ 10,000	\$ -	\$ 2,310.69	23%
001-013-513-10-31-05	Meeting Meals	5,000	-	-	0%
001-013-513-10-35-00	Small Tools & Minor Equipment	5,000	-	-	0%
TOTAL SUPPLIES		\$ 20,000	\$ -	\$ 2,310.69	12%
001-013-513-10-41-00	Professional Services (2)	\$ 176,000	\$ 2,700.00	\$ 84,485.65	48%
001-013-513-10-41-04	Copying	2,000	-	-	0%
001-013-513-10-42-00	Communications	4,600	343.53	10,699.76	233%
001-013-513-10-42-02	Postage	1,000	-	5.90	1%
001-013-513-10-43-00	Travel	16,000	378.96	1,081.46	7%
001-013-513-10-49-01	Memberships (3)	7,000	-	2,194.70	31%
001-013-513-10-49-03	Training (4)	7,000	-	763.00	11%
TOTAL SERVICES & CHARGES		\$ 213,600	\$ 3,422.49	\$ 99,230.47	46%
TOTAL ADMINISTRATION		\$ 1,993,000	\$ 54,045.28	\$1,801,844.03	90%
Communications					
001-013-557-20-11-00	Salaries	\$ 389,800	\$ 10,078.93	\$ 326,320.79	84%
001-013-557-20-12-00	Overtime	-	-	117.89	*
001-013-557-20-21-00	Benefits	183,300	4,449.92	138,594.02	76%
TOTAL PERSONNEL		\$ 573,100	\$ 14,528.85	\$ 465,032.70	81%
001-013-557-20-31-00	Office & Operating Supplies	\$ 10,000	\$ -	\$ 434.32	4%
001-013-557-20-35-00	Small Tool & Equipment	5,000	-	-	0%
TOTAL SUPPLIES		\$ 15,000	\$ -	\$ 434.32	3%
001-013-557-20-41-00	Professional Services (5)	\$ 35,000	\$ -	\$ 25,673.53	73%
001-013-557-20-41-01	Newsletter Printing (6)	100,000	-	62,527.85	63%
001-013-557-20-41-07	Website Redesign	152,700	10,165.49	150,433.18	99%
001-013-557-20-42-00	Communications	3,200	-	7,186.22	225%
001-013-557-20-42-01	Newsletter Postage	100,000	-	57,226.08	57%
001-013-557-20-43-00	Travel	3,000	-	-	0%
001-013-557-20-44-02	Social Media Advertising	2,000	-	-	0%
001-013-557-20-49-01	Memberships	1,000	-	-	0%
001-013-557-20-49-03	Training	1,000	-	445.00	45%
TOTAL SERVICES & CHARGES		\$ 397,900	\$ 10,165.49	\$ 303,491.86	76%
TOTAL COMMUNICATIONS		\$ 986,000	\$ 24,694.34	\$ 768,958.88	78%
TOTAL DEPARTMENT		\$ 2,979,000	\$ 78,739.62	\$2,570,802.91	86%

(1) In May 2022 the City Council approved the use of \$300,000 of Fund Balance to cover the cost of severance pay for the outgoing City Manager.

(2) Retreat moderator.

(3) ICMA, WA City/County Managers Assoc (WCMA).

(4) ICMA conference, AWC conference, National League of Cities conference, Chamber lunches, computer system training, misc. legislative/financial.

(5) Consultant support for survey and design work as needed.

(6) Bi-monthly newsletter with bonus issues.

City of Sammamish
General Fund

Finance Department

**Biennial Budget to Biennial Actual Expenditure Comparison
Month Ending September 30, 2022**

Account Number	Description	2021-2022 BUDGET	Monthly Actual	Actual Exp. To Date	21/22 % Expended
001-014-514-20-11-00	Salaries	\$ 1,713,800	\$ 73,117.39	\$ 1,489,157.07	87%
001-014-514-20-12-00	Overtime	-	359.86	577.96	*
001-014-514-20-21-00	Benefits	659,000	24,353.68	529,593.84	80%
TOTAL PERSONNEL		\$ 2,372,800	\$ 97,830.93	\$ 2,019,328.87	85%
001-014-514-20-31-00	Office & Operating Supplies	\$ 9,000	\$ 1,007.38	\$ 3,168.47	35%
001-014-514-20-31-02	Books	1,500	-	-	0%
TOTAL SUPPLIES		\$ 10,500	\$ 1,007.38	\$ 3,168.47	30%
001-014-514-20-41-00	Professional Services (1)	\$ 130,000	\$ 1,687.04	\$ 71,542.48	55%
001-014-514-20-41-02	State Auditor (2)	165,000	-	116,013.66	70%
001-014-514-20-41-04	Copying (3)	6,000	-	1,905.83	32%
001-014-514-20-41-11	Interim Staff	-	-	18,291.00	*
001-014-514-20-42-00	Communications	1,400	350.31	2,059.64	147%
001-014-514-20-42-02	Postage	-	-	8.86	*
001-014-514-20-43-00	Travel	11,000	199.00	199.00	2%
001-014-514-20-48-00	Maintenance Software	11,000	-	3,594.12	33%
001-014-514-20-49-00	Miscellaneous	3,000	-	2,115.05	71%
001-014-514-20-49-01	Memberships	6,000	-	3,424.00	57%
001-014-514-20-49-03	Training - Seminars/Conf	11,000	448.25	5,036.25	46%
TOTAL SERVICES & CHARGES		\$ 344,400	\$ 2,684.60	\$ 224,189.89	65%
TOTAL DEPARTMENT		\$ 2,727,700	\$ 101,522.91	\$ 2,246,687.23	82%

(1) Fees for: Flex plan administrator, managed investment account, Wells Fargo bank, Paypal.

(2) State Auditor's annual audit and 2021 federal single audit.

(3) Printing-GFOA Budget and Comprehensive Annual Financial Report.

City of Sammamish
General Fund

Legal Services

**Biennial Budget to Biennial Actual Expenditure Comparison
Month Ending September 30, 2022**

Account Number	Description	2021-2022 BUDGET	Monthly Actual	Actual Exp. To Date	21/22 % Expended
001-015-515-31-11-00	Salaries	\$ 519,300	\$ 7,063.50	\$ 309,966.68	60%
001-015-515-31-21-00	Benefits	202,900	2,474.00	105,614.53	52%
TOTAL PERSONNEL		\$ 722,200	\$ 9,537.50	\$ 415,581.21	58%
001-015-515-31-31-00	Office & Operating Supplies	\$ -	\$ 121.11	\$ 3,076.21	*
001-015-515-31-35-00	Small Tools & Equipment	-	-	1,141.34	
TOTAL SUPPLIES		\$ -	\$ 121.11	\$ 4,217.55	*
001-015-515-31-41-00	Professional Services	\$ -	\$ -	\$ 1,965.64	
001-015-515-91-41-92	Public Defender	205,000	630.95	93,251.19	45%
001-015-515-30-41-94	Domestic Violence Advocate	18,000	1,086.17	9,861.04	55%
001-015-515-41-41-04	Copying	1,000	4.49	12,184.35	1218%
001-015-515-41-41-90	City Attorney-Base	-	26,525.00	186,564.92	*
001-015-515-41-41-91	Prosecuting Attorney	352,000	12,157.43	230,641.08	66%
001-015-515-45-41-93	City Attorney - Litigation	1,929,500	6,920.85	983,509.21	51%
001-015-558-60-41-00	Hearing Examiner	102,500	-	36,648.92	36%
001-015-515-31-42-00	Communications	-	127.00	2,488.07	*
001-015-515-31-49-03	Training	-	120.00	550.00	*
TOTAL SERVICES & CHARGES		\$ 2,608,000	\$ 47,571.89	\$ 1,557,664.42	60%
001-015-512-50-41-00	Municipal Court Costs (1)	\$ 727,000	\$ -	\$ 193,836.27	27%
TOTAL DEPARTMENT		\$ 4,057,200	\$ 57,230.50	\$ 2,171,299.45	54%

(1) Largely offset by revenue from citations.

City of Sammamish
General Fund

Administrative Services Department

**Biennial Budget to Biennial Actual Expenditure Comparison
Month Ending September 30, 2022**

Account Number	Description	2021-2022 BUDGET	Monthly Actual	Actual Exp. To Date	21/22 % Expended
City Clerk					
001-018-514-30-11-00	Salaries	\$ 517,000	\$ 32,999.36	\$ 433,160.13	84%
001-018-514-30-12-00	Overtime	-	-	478.18	*
001-018-514-30-21-00	Benefits	243,500	12,569.41	184,465.01	76%
TOTAL PERSONNEL		\$ 760,500	\$ 45,568.77	\$ 618,103.32	81%
001-018-514-30-31-00	Office & Operating Supplies	\$ 6,000	\$ -	\$ 1,457.76	24%
001-018-514-30-31-02	Books	-	-	31.95	*
TOTAL SUPPLIES		\$ 6,000	\$ -	\$ 1,489.71	25%
001-018-514-30-41-00	Professional Services (1)	\$ 100,200	\$ 3,900.14	\$ 91,010.05	91%
001-018-514-30-41-04	Copying	400	-	-	0%
001-018-514-30-42-00	Communication	-	83.96	2,772.32	*
001-018-514-30-43-00	Travel	7,700	-	96.60	1%
001-018-514-30-44-00	Advertising (2)	100,000	949.26	34,852.59	35%
001-018-514-30-49-01	Memberships	3,200	115.00	1,984.26	62%
001-018-514-30-49-03	Training - Seminars/Conference	8,000	56.16	2,549.16	32%
TOTAL SERVICES & CHARGES		\$ 219,500	\$ 5,104.52	\$ 133,264.98	61%
001-018-511-70-41-00	Election Costs	\$ 115,000	\$ -	\$ 94,729.25	82%
001-018-511-80-41-00	Voter Registration Costs	300,000	-	217,470.71	72%
TOTAL INTERGOVERNMENTAL		\$ 415,000	\$ -	\$ 312,199.96	75%
TOTAL CITY CLERK SVCS		\$ 1,401,000	\$50,673.29	\$1,065,057.97	76%
Human Resources Administration Section					
001-018-516-20-11-00	Salaries	\$ 456,700	\$ 14,865.83	\$ 310,974.02	68%
001-018-516-20-12-00	Overtime	-	-	300.65	*
001-018-516-20-21-00	Benefits	189,800	4,374.96	100,810.58	53%
001-018-516-20-21-11	Tuition Reimbursement	50,000	-	519.00	1%
TOTAL PERSONNEL		\$ 696,500	\$ 19,240.79	\$ 412,604.25	59%
001-018-516-20-31-00	Office & Operating Supplies	\$ 4,200	\$ -	\$ 280.77	7%
001-018-516-20-31-01	Meeting Expense	500	-	-	0%
001-018-516-20-31-02	Books & Publications	500	-	400.00	80%
TOTAL SUPPLIES		\$ 5,200	\$ -	\$ 680.77	13%
001-018-516-20-41-00	Professional Services (3)	\$ 100,000	\$ 2,362.00	\$ 287,148.19	287%
001-018-516-20-42-00	Communications	3,120	130.94	3,136.14	101%
001-018-516-20-43-00	Travel	7,000	-	32.44	0%
001-018-516-20-44-00	Advertising	6,000	6.29	2,957.29	49%
001-018-516-20-49-01	Memberships	2,400	295.00	1,023.00	43%
001-018-516-20-49-02	City-wide Training	9,000	-	-	0%
001-018-516-20-49-03	Training - Seminars/Conference	5,000	-	2,878.53	58%
001-018-516-20-49-07	AWC Membership	95,500	-	96,334.00	101%
TOTAL SERVICES & CHARGES		\$ 228,020	\$ 2,794.23	\$ 393,509.59	173%
TOTAL ADMINISTRATION SECTION		\$ 929,720	\$ 22,035.02	\$ 806,794.61	87%

Account Number	Description	2021-2022 BUDGET	Monthly Actual	Actual Exp. To Date	21/22 % Expended
Wellness Section					
001-018-517-90-31-00	Office & Operating Supplies	\$ 2,500	\$ 458.33	\$ 922.17	37%
TOTAL SUPPLIES		\$ 2,500	\$ 458.33	\$ 922.17	37%
001-018-517-90-41-00	Professional Services	\$ 750	\$ -	\$ -	0%
001-018-517-90-43-00	Travel	250	-	-	0%
001-018-517-90-49-00	Miscellaneous	500	-	-	0%
TOTAL SERVICES & CHARGES		\$ 1,500	\$ -	\$ -	0%
TOTAL WELLNESS SECTION		\$ 4,000	\$ 458.33	\$ 922.17	23%
TOTAL HUMAN RESOURCES		\$ 933,720	\$ 22,493.35	\$ 807,716.78	87%
Administrative					
001-018-518-10-11-00	Salaries	\$ 333,700	\$ 14,856.07	\$ 94,479.96	28%
001-018-518-10-21-00	Benefits	145,100	5,422.10	35,976.46	25%
TOTAL PERSONNEL		\$ 478,800	\$ 20,278.17	\$ 130,456.42	27%
001-018-518-10-31-00	Supplies	\$ 2,500	\$ -	\$ -	0%
001-018-518-10-31-02	Books & Publications	500	-	-	0%
001-018-518-10-35-00	Small Tools & Minor Equipment	1,500	-	-	0%
TOTAL SUPPLIES		\$ 4,500	\$ -	\$ -	0%
001-018-554-30-41-00	Prof Svcs - Animal Control (4)	\$ 370,000	\$ -	\$ 187,771.00	51%
001-018-518-10-42-00	Communications	1,200	-	-	0%
001-018-518-10-43-00	Travel	3,300	-	-	0%
001-018-518-10-49-00	Miscellaneous	-	-	8,441.34	*
001-018-518-10-49-01	Memberships	1,400	-	-	0%
001-018-518-10-49-03	Training - Seminars/Conference	3,300	-	-	0%
TOTAL SERVICES & CHARGES		\$ 379,200	\$ -	\$ 196,212.34	52%
TOTAL ADMINISTRATIVE SVCS		\$ 862,500	\$ 20,278.17	\$ 326,668.76	38%
TOTAL DEPARTMENT		\$ 3,197,220	\$ 93,444.81	\$ 2,199,443.51	69%

- (1) Municipal code updates and records storage. Records mgmt project consultant.
- (2) State mandated public notices for meetings, hearings, ordinances, etc.
- (3) NeoGov, recruiting firms, background checks, temporary agencies, investigators, labor attorneys.
- (4) King County contract for animal control services. Contract amount is offset by per licensing revenue.

City of Sammamish
General Fund

Facilities Department

**Biennial Budget to Biennial Actual Expenditure Comparison
Month Ending September 30, 2022**

Account Number	Description	2021-2022 BUDGET	Monthly Actual	Actual Exp. To Date	21/22 % Expended
001-019-518-30-11-00	Salaries	\$ 1,003,100	\$ 38,078.79	\$ 719,809.08	72%
001-019-518-30-12-00	Overtime	50,000	3,202.83	32,038.41	64%
001-019-518-30-14-00	On Call Pay	28,000	2,277.00	29,667.00	106%
001-019-518-30-21-00	Benefits	448,600	15,228.54	299,157.56	67%
TOTAL PERSONNEL		\$ 1,529,700	\$ 58,787.16	\$ 1,080,672.05	71%
001-019-518-30-31-00	Office & Operating Supplies	\$ 138,800	\$ 8,378.85	\$ 119,546.96	86%
001-019-518-30-31-04	Safety Clothing	6,100	582.93	1,566.90	26%
001-019-518-30-31-05	Snow & Ice	12,000	-	-	0%
001-019-518-30-31-06	Signs & Markings	13,500	-	-	0%
001-019-518-30-32-00	Fuel	89,200	680.64	16,795.04	19%
001-019-518-30-35-00	Small Tools & Minor Equipment (1)	91,000	6,241.86	17,943.30	20%
TOTAL SUPPLIES		\$ 350,600	\$ 15,884.28	\$ 155,852.20	44%
001-019-518-30-41-00	Professional Services (2)	\$ 1,026,400	\$ 57,694.12	\$ 806,544.19	79%
001-019-518-30-42-00	Communications	114,700	4,367.27	79,631.75	69%
001-019-518-30-43-00	Travel	3,200	-	-	0%
001-019-518-30-45-00	Rentals & Leases	20,000	742.97	9,910.43	50%
001-019-518-30-47-00	Utilities	433,700	4,110.02	311,980.70	72%
001-019-518-30-48-00	Repair & Maintenance (3)	933,400	26,832.49	424,094.25	45%
001-019-518-30-48-01	Repair & Maintenance Capital	253,900	-	215,482.96	85%
001-019-518-30-49-03	Training	10,500	-	2,154.33	21%
TOTAL SERVICES & CHARGES		\$ 2,795,800	\$ 93,746.87	\$ 1,849,798.61	66%
001-019-594-19-64-00	Machinery & Equipment	\$ -	\$ -	\$ 7,556.75	*
TOTAL CAPITAL		\$ -	\$ -	\$ 7,556.75	*
TOTAL DEPARTMENT		\$ 4,676,100	\$ 168,418.31	\$ 3,093,879.61	66%

(1) Shared use filing cabinets, partitions, appliances. Facility's staff purchases. (Departments pay for 1st time purchases.)
pressure washing.

(2) Maintenance contracts-landscape, custodial, tree, pest control, etc.

(3) Contracted services-electrical, plumbing, elevator, fuel tank cleaning, etc.

City of Sammamish
General Fund

Police Services Department

**Biennial Budget to Biennial Actual Expenditure Comparison
Month Ending September 30, 2022**

Account Number	Description	2021-2022 BUDGET	Monthly Actual	Actual Exp. To Date	21/22 % Expended
001-021-521-10-11-00	Salaries	\$ 275,200	\$ 7,639.88	\$ 160,267.24	58%
001-021-521-10-21-00	Benefits	135,500	3,061.96	63,803.20	47%
TOTAL PERSONNEL		\$ 410,700	\$ 10,701.84	\$ 224,070.44	55%
001-021-521-10-31-00	Office & Operating Supplies	\$ 10,000	\$ 960.27	\$ 5,552.61	56%
001-021-521-10-31-01	Reserve Prog. Oper. Supplies	8,000	-	38.00	0%
001-021-521-10-31-02	Citizens Academy	16,000	-	-	0%
001-021-521-10-31-04	Clothing Allowance	-	-	357.66	*
001-021-521-10-31-05	Meeting Meal Expense	600	-	1,172.53	195%
001-021-521-10-31-06	Supplies Explorer Program	10,000	-	4,079.83	41%
001-021-521-10-32-00	Fuel	1,000	-	74.85	7%
001-021-521-10-35-00	Small Tools & Minor Equip	11,500	-	1,059.16	9%
TOTAL SUPPLIES		\$ 57,100	\$ 960.27	\$ 12,334.64	22%
001-021-521-10-41-00	Professional Services (1)	\$ 10,000	\$ 163.05	\$ 3,921.52	39%
001-021-521-20-41-00	Police Services Contract	16,949,400	707,136.58	12,904,634.85	76%
001-021-523-60-41-00	Jail Contract	330,000	7,468.83	131,475.24	40%
001-021-521-10-42-00	Communications	1,400	41.98	1,283.67	92%
001-021-521-10-43-00	Travel	10,000	-	10,306.54	103%
001-021-521-10-45-00	Operating Rentals & Leases	-	-	600.00	*
001-021-521-10-45-06	Rentals-Explorer Program	-	-	100.00	*
001-021-521-10-48-00	Repair & Maintenance	6,000	110.10	4,703.90	78%
001-021-521-10-49-01	Memberships (2)	1,000	-	480.00	48%
001-021-521-10-49-03	Training-Explorers	-	-	1,255.92	*
001-021-521-20-49-03	Training-Seminars/Conferences	12,000	150.00	3,660.13	31%
TOTAL SERVICES & CHARGES		\$17,319,800	\$ 715,070.54	\$ 13,062,421.77	75%
001-021-594-21-64-00	Machinery & Equipment	\$ -	\$ -	\$ 15,052.34	*
TOTAL CAPITAL		\$ -	\$ -	\$ 15,052.34	*
TOTAL DEPARTMENT		\$ 17,787,600	\$ 726,732.65	\$ 13,313,879.19	75%

(1) Towing, background checks, equipment calibration.

(2) International Association of Chiefs of Police, WA Association of Sheriffs and Police Chiefs.

City of Sammamish
General Fund

Fire Services Department

**Biennial Budget to Biennial Actual Expenditure Comparison
Month Ending September 30, 2022**

Account Number	Description	2021-2022 BUDGET	Monthly Actual	Actual Exp. To Date	21/22 % Expended
001-022-522-20-41-00	Eastside Fire & Rescue Contract	\$16,218,567	\$ 689,803.75	\$ 14,229,234.74	88%
001-022-522-50-47-00	Station Surface Water Fees	11,250	-	11,165.33	99%
TOTAL SERVICES & CHARGES		\$16,229,817	\$ 689,803.75	\$ 14,240,400.07	88%
TOTAL DEPARTMENT		\$16,229,817	\$ 689,803.75	\$ 14,240,400.07	88%

City of Sammamish
General Fund

Emergency Management

**Biennial Budget to Biennial Actual Expenditure Comparison
Month Ending September 30, 2022**

Account Number	Description	2021-2022 BUDGET	Monthly Actual	Actual Exp. To Date	21/22 % Expended
001-025-525-60-31-00	Office & Operating Supplies	\$ 41,000	\$ -	\$ 4,299.59	10%
TOTAL SUPPLIES		\$ 41,000	\$ -	\$ 4,299.59	10%
001-025-525-60-41-00	Prof. Services EMPG Grant	\$ 140,600	\$ 17,814.80	\$ 55,332.93	39%
001-025-525-60-41-01	Contracted Emergency Mgr.	361,500	-	180,185.04	50%
001-025-525-60-41-02	Professional Services	30,000	-	35,760.00	119%
001-025-525-60-41-95	Prof. Services-Contingency	20,000	-	20,000.00	100%
001-025-525-60-42-00	Communications	30,000	2,272.83	25,307.42	84%
001-025-525-60-43-00	Travel	1,000	-	-	0%
001-025-525-60-48-00	Repair & Maintenance	2,000	-	-	0%
001-025-525-60-49-01	Memberships	1,000	-	460.00	46%
001-025-525-60-49-03	Training-Seminars/Conferences	20,000	-	-	0%
TOTAL SERVICES & CHARGES		\$ 606,100	\$ 20,087.63	\$ 317,045.39	52%
001-025-594-25-64-00	Machinery & Equipment	\$ -	\$ -	\$ 58,967.75	*
TOTAL CAPITAL		\$ -	\$ -	\$ 58,967.75	*
TOTAL DEPARTMENT		\$ 647,100	\$ 20,087.63	\$ 380,312.73	59%

City of Sammamish
General Fund

Public Works Department

Biennial Budget to Biennial Actual Expenditure Comparison
Month Ending September 30, 2022

Account Number	Description	2021-2022 BUDGET	Monthly Actual	Actual Exp. To Date	21/22 % Expended
Administration Section					
001-040-543-10-11-00	Salaries	\$ 810,700	\$ 32,759.32	\$ 693,510.74	86%
001-040-543-10-12-00	Overtime	2,100	84.38	2,612.69	124%
001-040-543-10-21-00	Benefits	295,700	11,108.14	231,535.97	78%
TOTAL PERSONNEL		\$ 1,108,500	\$ 43,951.84	\$ 927,659.40	84%
Supplies					
001-040-543-10-31-00	Office & Operating Supplies	\$ 4,700	\$ 351.81	\$ 4,457.79	95%
001-040-543-10-31-01	Meetings	2,000	-	459.29	23%
001-040-543-10-31-04	Clothing Allowance	-	-	50.51	*
001-040-543-10-31-05	Meeting Meals	1,000	-	1,439.13	144%
001-040-543-10-32-00	Fuel	19,000	1,436.37	13,331.72	70%
001-040-543-10-34-00	Maps	400	-	205.50	51%
001-040-543-10-35-00	Small Tools & Minor Equipment	600	-	-	0%
TOTAL SUPPLIES		\$ 27,700	\$ 1,788.18	\$ 19,943.94	72%
Services & Charges					
001-040-543-10-41-00	Professional Services	\$ 72,560	\$ 97.50	\$ 56,167.28	77%
001-040-543-10-42-00	Communications	34,000	1,614.23	30,485.52	90%
001-040-543-10-42-02	Postage	-	-	194.10	*
001-040-543-10-43-00	Travel	2,100	-	-	0%
001-040-537-70-47-01	Recycling	232,500	15,368.22	208,324.56	90%
001-040-543-10-49-01	Memberships	4,200	-	266.50	6%
001-040-543-10-49-03	Training - Seminars/Conference	6,800	-	9,403.55	138%
TOTAL SERVICES & CHARGES		\$ 352,160	\$ 17,079.95	\$ 304,841.51	87%
TOTAL ADMINISTRATION		\$ 1,488,360	\$ 62,819.97	\$ 1,252,444.85	84%
Engineering Section					
001-040-542-10-11-00	Salaries	\$ 2,342,800	\$ 96,094.59	\$ 1,816,735.85	78%
001-040-542-10-12-00	Overtime	8,000	-	3,088.76	39%
001-040-542-10-14-00	Standby Pay	-	-	99.00	*
001-040-542-10-21-00	Benefits	964,200	39,057.15	749,405.73	78%
TOTAL PERSONNEL		\$ 3,315,000	\$ 135,151.74	\$ 2,569,329.34	78%
Supplies					
001-040-542-10-31-00	Office & Operating Supplies	\$ 11,000	\$ 49.53	\$ 1,061.06	10%
001-040-542-10-31-01	Meetings	2,000	-	450.00	23%
001-040-542-10-31-04	Safety Clothing	4,100	60.21	174.12	4%
001-040-542-10-32-00	Fuel	-	-	(290.56)	*
001-040-542-10-34-00	Maps	400	-	-	0%
001-040-542-10-35-00	Small Tools & Minor Equipment	4,600	-	-	0%
TOTAL SUPPLIES		\$ 22,100	\$ 109.74	\$ 1,394.62	6%
Services & Charges					
001-040-542-10-41-00	Professional Services (1)	\$ 510,000	\$ 3,730.62	\$ 106,464.48	21%
001-040-542-10-41-02	Engineering Services	267,700	-	118,234.25	44%
001-040-542-10-42-00	Communications	-	-	(390.42)	*
001-040-542-10-42-02	Postage	-	-	1,333.14	*
001-040-542-10-43-00	Travel	6,000	-	1,255.40	21%
001-040-542-10-48-00	Repair & Maintenance	131,000	-	-	0%
001-040-542-10-49-00	Miscellaneous	1,000	-	10.00	1%
001-040-542-10-49-01	Memberships	7,100	1,200.40	2,928.00	41%
001-040-542-10-49-03	Training - Seminars/Conference	22,200	-	11,170.38	50%

Account Number	Description	2021-2022 BUDGET	Monthly Actual	Actual Exp. To Date	21/22 % Expended
TOTAL SERVICES & CHARGES		\$ 945,000	\$ 4,931.02	\$ 241,005.23	26%
001-040-594-42-64-00	Computer Software (2)	\$ 33,600	\$ -	\$ 6,606.00	20%
TOTAL CAPITAL		\$ 33,600	\$ -	\$ 6,606.00	20%
TOTAL ENGINEERING		\$ 4,315,700	\$ 140,192.50	\$ 2,818,335.19	65%
Traffic Section					
001-041-542-10-11-00	Salaries	\$ 1,141,200	\$ 50,289.23	\$ 760,932.48	67%
001-041-542-10-12-00	Overtime	3,000	239.27	9,454.80	315%
001-041-542-10-21-00	Benefits	496,000	\$17,710.12	\$299,235.71	60%
TOTAL PERSONNEL		\$ 1,640,200	\$ 68,238.62	\$ 1,069,622.99	65%
001-041-542-10-31-00	Office & Operating Supplies	\$ 120,900	\$ 2,895.11	\$ 122,590.75	101%
001-041-542-10-31-04	Traffic Control Devices	183,800	13,976.26	73,014.60	40%
001-041-542-30-31-06	Safety Clothing	3,200	198.17	8,555.56	267%
001-041-542-10-35-00	Small Tools & Minor Equipment	105,840	-	22,393.06	21%
TOTAL SUPPLIES		\$ 413,740	\$ 17,069.54	\$ 226,553.97	55%
001-041-542-10-41-00	Professional Services	\$ 684,000	\$ 1,553.77	\$ 212,989.40	31%
001-041-542-10-42-00	Communications	-	-	13,005.56	*
001-041-542-10-43-00	Travel	800	-	-	0%
001-041-542-10-45-00	Operating Rentals	12,900	-	9,460.21	73%
001-041-542-10-48-00	Repair & Maintenance	693,050	3,110.26	115,952.69	17%
001-041-542-10-49-01	Memberships	4,200	330.00	1,393.33	33%
001-041-542-10-49-03	Training - Seminars/Conference	12,100	3,289.90	4,777.14	39%
001-041-542-30-48-50	KC Road/Signal Maint Contract	330,000	34,787.18	138,165.06	42%
001-041-542-30-48-51	Street Lighting	35,000	-	282.21	1%
001-041-544-40-41-06	Transportation Computer Model	60,000	-	11,025.50	18%
001-041-544-40-41-08	Concurrency Mgmt Sys-Reimb	230,400	-	27,145.04	12%
TOTAL SERVICES & CHARGES		\$ 2,062,450	\$ 43,071.11	\$ 534,196.14	26%
001-041-594-42-64-00	Computer Software (3)	\$ 20,400	\$ -	\$ 16,600.23	81%
001-041-594-42-64-30	Machinery & Equipment	-	-	73,848.71	*
TOTAL CAPITAL		\$ 20,400	\$ -	\$ 90,448.94	443%
TOTAL TRAFFIC		\$ 4,136,790	\$ 128,379.27	\$ 1,920,822.04	46%
Maintenance Section					
001-040-542-30-11-00	Salaries	\$ 1,097,200	\$ 48,437.97	\$ 889,344.01	81%
001-040-542-30-12-00	Overtime	150,000	6,261.08	120,953.89	81%
001-040-542-30-14-00	Standby Pay	24,600	825.00	16,879.50	69%
001-040-542-30-21-00	Benefits	522,300	21,575.73	411,756.48	79%
TOTAL PERSONNEL		\$ 1,794,100	\$ 77,099.78	\$ 1,438,933.88	80%
001-040-542-30-31-00	Office & Operating Supplies	\$ 321,000	\$ 29,065.06	\$ 172,418.41	54%
001-040-542-30-31-04	Safety Clothing & Equipment	10,400	-	4,921.45	47%
001-040-542-30-31-06	Signs & Markers	110,000	133.69	46,557.41	42%
001-040-542-30-32-00	Fuel	48,000	2,682.76	45,779.30	95%
001-040-542-30-35-00	Small Tools & Minor Equipment	6,400	-	12,062.65	188%
001-040-542-66-31-00	Snow & Ice Supplies (4)	169,800	-	141,026.89	83%
001-040-542-66-31-01	Snow & Ice Supplies - Tools	20,000	-	41,240.13	206%
TOTAL SUPPLIES		\$ 685,600	\$ 31,881.51	\$ 464,006.24	68%
001-040-542-30-41-00	Professional Services (5)	\$ 192,320	\$ 1,525.25	\$ 121,991.99	63%
001-040-542-30-41-01	Prof Svc: ROW landscape (6)	1,266,000	78,782.17	820,525.26	65%
001-040-542-30-42-00	Communications	16,000	587.82	14,832.65	93%

Account Number	Description	2021-2022 BUDGET	Monthly Actual	Actual Exp. To Date	21/22 % Expended
001-040-542-30-43-00	Travel	2,000	-	283.45	14%
001-040-542-30-45-00	Operating Rentals & Leases	117,800	18,121.40	99,748.78	85%
001-040-542-30-47-00	Utilities	526,000	20,691.10	415,690.58	79%
001-040-542-30-48-00	Repair & Maintenance	296,000	-	133,963.24	45%
001-040-542-30-48-50	Roadway-Slide Repair	80,000	-	12,879.65	16%
001-040-542-30-49-00	Miscellaneous	-	-	247.20	*
001-040-542-30-49-01	Memberships	-	-	102.50	*
001-040-542-30-49-03	Training	29,700	160.68	12,143.69	41%
001-040-542-67-48-50	Street Cleaning	12,000	-	-	0%
TOTAL SERVICES & CHARGES		\$ 2,537,820	\$ 119,868.42	\$ 1,632,408.99	64%
001-040-594-42-64-30	Machinery & Equipment (7)	\$ 142,000	\$ -	\$ 61,239.24	43%
TOTAL CAPITAL		\$ 142,000	\$ -	\$ 61,239.24	43%
TOTAL MAINTENANCE		\$ 5,159,520	\$ 228,849.71	\$ 3,596,588.35	70%
Pavement Preservation Section					
001-040-542-30-48-51	Roadway Overlay Program	\$ 1,501,500	\$ 58.55	\$ 263,758.71	18%
001-040-542-30-48-52	Overlay-NHS Funded	1,530,000	4,599.62	89,408.48	6%
001-040-542-61-48-50	Sidewalks	1,213,600	4,499.88	860,834.68	71%
TOTAL PAVEMENT PRESERVATION		\$ 4,245,100	\$ 9,158.05	\$ 1,214,001.87	29%
TOTAL DEPARTMENT		\$ 19,345,470	\$ 569,399.50	\$ 10,802,192.30	56%

- (1) Transportation Master Plan, GMHB compliance, geotech assistance, surveying support, database management, project assistance.
- (2) Project management software.
- (3) Synchro upgrade-\$2,200 per year, Accident Data Management \$6,000-2021, TMC & signal software-2022 \$10,000.
- (4) De-icer, liquid and granules.
- (5) Thermoplastic road striping, traffic engineering services, ITS tech support.
- (6) Landscape maintenance, tree service, flagging services.
- (7) New/upgraded vehicles, equipment.

City of Sammamish
General Fund

Social & Human Services Department

Biennial Budget to Biennial Actual Expenditure Comparison
Month Ending September 30, 2022

Account Number	Description	2021-2022 BUDGET	Monthly Actual	Actual Exp. To Date	21/22 % Expended
Community Services Section					
001-050-557-20-11-00	Salaries	\$ 163,000	\$ 5,827.13	\$ 120,193.81	74%
001-050-557-20-21-00	Benefits	80,500	2,714.09	55,962.60	70%
TOTAL PERSONNEL		\$ 243,500	\$ 8,541.22	\$ 176,156.41	72%
001-050-557-20-31-00	Office & Operating Supplies	\$ 4,000	\$ -	\$ -	0%
TOTAL SUPPLIES		\$ 4,000	\$ -	\$ -	0%
001-050-557-20-41-00	Professional Services (1)	\$ 941,800	\$ -	\$ 625,775.00	66%
001-050-557-20-41-04	Professional Services-Printing	1,000	-	-	0%
001-050-557-20-42-00	Communication	1,000	-	-	0%
001-050-557-20-43-00	Travel	500	-	-	0%
001-050-557-20-44-00	Advertising	500	-	-	0%
001-050-557-20-49-01	Memberships (2)	15,000	-	12,950.00	86%
001-050-557-20-49-03	Training-Seminars/Conferences	4,000	-	2,900.00	73%
TOTAL SERVICES & CHARGES		\$ 963,800	\$ -	\$ 641,625.00	67%
TOTAL COMMUNITY SERVICES		\$ 1,211,300	\$ 8,541.22	\$ 817,781.41	68%
Housing Section					
001-050-559-20-41-00	Affordable Housing (3)	\$ 200,000	\$ -	\$ 100,000.00	50%
001-050-559-20-41-01	Affordable Housing Sales Tax (4)	102,000	-	43,186.41	42%
TOTAL SERVICES & CHARGES		\$ 302,000	\$ -	\$ 143,186.41	47%
TOTAL HOUSING		\$ 302,000	\$ -	\$ 143,186.41	47%
TOTAL DEPARTMENT		\$ 1,513,300	\$ 8,541.22	\$ 960,967.82	64%

- (1) Human services grants-\$440,400, Bellevue admin. fee-\$3,500.
- (2) Eastside Human Services Forum membership
- (3) ARCH contribution
- (4) Affordable housing sales tax allocation for low-income housing.

City of Sammamish
General Fund

Community Development

**Biennial Budget to Biennial Actual Expenditure Comparison
Month Ending September 30, 2022**

Account Number	Description	2021-2022 BUDGET	Monthly Actual	Actual Exp. To Date	21/22 % Expended
Planning Section					
001-058-558-60-11-00	Salaries	\$ 2,985,200	\$ 111,231.96	\$ 2,317,338.67	78%
001-058-558-60-12-00	Overtime	18,200	349.23	15,783.15	87%
001-058-558-60-21-00	Benefits	1,185,300	44,545.39	867,290.67	73%
TOTAL PERSONNEL		\$ 4,188,700	\$ 156,126.58	\$ 3,200,412.49	76%
001-058-558-60-31-00	Office & Operating Supplies	\$ 12,700	\$ 785.26	\$ 2,786.92	22%
001-058-558-60-31-01	Meetings	3,300	-	105.98	3%
001-058-558-60-31-02	Books	200	-	-	0%
001-058-558-60-32-00	Fuel	500	-	-	0%
001-058-558-60-34-00	Maps	500	-	-	0%
001-058-558-60-35-00	Small Tools & Minor Equipment	22,900	-	-	0%
TOTAL SUPPLIES		\$ 40,100	\$ 785.26	\$ 2,892.90	7%
001-058-558-60-41-00	Professional Services (1)	\$ 749,000	\$ 9,643.13	\$ 419,640.09	56%
001-058-558-60-41-02	Professional Svcs-Contracted (2)	337,900	17,196.40	362,399.90	107%
001-058-558-60-41-04	Copying	2,000	187.27	187.27	9%
001-058-558-60-42-00	Communications	9,000	714.17	6,473.24	72%
001-058-558-60-42-02	Postage	2,000	-	104.68	5%
001-058-558-60-43-00	Travel	1,500	-	-	0%
001-058-558-60-44-00	Advertising/Public Notices	900	108.84	304.71	34%
001-058-558-60-49-01	Memberships	5,900	-	2,750.00	47%
001-058-558-60-49-03	Training - Seminars/Conference	16,400	950.00	5,162.00	31%
001-058-559-20-49-08	ARCH Membership	275,600	33,662.75	228,482.25	83%
TOTAL SERVICES & CHARGES		\$ 1,400,200	\$ 62,462.56	\$ 1,025,504.14	73%
TOTAL PLANNING		\$ 5,629,000	\$ 219,374.40	\$ 4,228,809.53	75%
Building Section					
001-058-524-20-11-00	Salaries	\$ 2,033,700	\$ 75,035.30	\$ 1,611,146.74	79%
001-058-524-20-12-00	Overtime	15,000	-	2,856.80	19%
001-058-524-20-21-00	Benefits	871,500	28,863.58	651,898.68	75%
TOTAL PERSONNEL		\$ 2,920,200	\$ 103,898.88	\$ 2,265,902.22	78%
001-058-524-20-31-00	Office & Operating Supplies	\$ 10,900	\$ -	\$ 1,589.67	15%
001-058-524-20-31-01	Meetings	400	-	61.35	15%
001-058-524-20-31-02	Books	10,900	-	2,034.09	19%
001-058-524-20-31-04	Safety Clothing	1,700	178.35	1,588.24	93%
001-058-524-20-32-00	Fuel	14,000	801.39	12,192.13	87%
001-058-524-20-35-00	Small Tools & Minor Equipment	9,900	-	-	0%
TOTAL SUPPLIES		\$ 47,800	\$ 979.74	\$ 17,465.48	37%
001-058-524-20-41-00	Professional Services	\$ 25,000	\$ -	\$ 792.00	3%
001-058-524-20-41-02	Professional Services-Cont (3)	210,000	-	44,616.34	21%
001-058-524-20-41-04	Copying	1,000	-	-	0%
001-058-524-20-42-00	Communications	19,000	732.87	16,509.79	87%
001-058-524-20-43-00	Travel	12,700	763.96	1,181.93	9%
001-058-524-20-44-00	Advertising	-	-	50.00	*

Account Number	Description	2021-2022 BUDGET	Monthly Actual	Actual Exp. To Date	21/22 % Expended
001-058-524-20-49-01	Memberships	5,050	-	3,005.00	60%
001-058-524-20-49-03	Training - Seminars/Conference	37,600	2,155.94	12,509.94	33%
TOTAL SERVICES & CHARGES		\$ 310,350	\$ 3,652.77	\$ 78,665.00	25%
TOTAL BUILDING		\$ 3,278,350	\$ 108,531.39	\$ 2,362,032.70	72%
Permit Center					
001-058-558-50-11-00	Salaries	\$ 635,900	\$ 29,440.90	\$ 560,193.54	88%
001-058-558-50-12-00	Overtime	5,700	-	2,008.21	35%
001-058-558-50-21-00	Benefits	306,300	13,154.25	270,284.48	88%
TOTAL PERSONNEL		\$ 947,900	\$ 42,595.15	\$ 832,486.23	88%
001-058-558-50-31-00	Office & Operating Supplies	\$ 7,900	\$ 54.34	\$ 2,120.89	27%
001-058-558-50-31-02	Books	600	-	-	0%
001-058-558-50-35-00	Small Tools & Minor Equipment	5,900	-	-	0%
TOTAL SUPPLIES		\$ 14,400	\$ 54.34	\$ 2,120.89	15%
001-058-558-50-41-00	Professional Svcs-Trakit Upgrade	\$ 33,500	\$ -	\$ 32,500.00	97%
001-058-558-50-41-02	Prof. Services-Contracted (4)	55,000	1,612.60	33,052.42	60%
001-058-558-50-41-04	Copying	1,000	-	-	0%
001-058-558-50-42-00	Communications	4,300	135.50	1,172.93	27%
001-058-558-50-43-00	Travel	600	-	-	0%
001-058-558-50-45-00	Operating Rentals & Leases	800	-	-	0%
001-058-558-50-49-01	Memberships	300	-	132.00	44%
001-058-558-50-49-03	Training - Seminars/Conference	4,600	-	84.00	2%
TOTAL SERVICES & CHARGES		\$ 100,100	\$ 1,748.10	\$ 66,941.35	67%
001-058-594-58-64-00	Machinery & Equipment	\$ 29,100	\$ -	\$ 1,280.00	4%
TOTAL CAPITAL		\$ 29,100	\$ -	\$ 1,280.00	4%
TOTAL PERMIT CENTER		\$ 1,091,500	\$ 44,397.59	\$ 902,828.47	83%
TOTAL DEPARTMENT		\$ 9,998,850	\$ 372,303.38	\$ 7,493,670.70	75%

Professional services in the Planning Division may be over budget in 2022. A \$99,975 grant was received from the Department of Commerce after the budget was prepared that will reimburse the city for the additional professional services expenditures. Grant acceptance approved by Council 10/5/2021.

- (1) Comprehensive Plan update, Urban Forest Management Plan implementation, fee schedule analysis.
- (2) Reimbursed professional services-development review fee, environmental review. arboriculture review, historic resources.
- (3) Contracted services to supplement city staff for plan review and inspections. Cost covered by fees.
- (4) Public notice signs and mailing service.

City of Sammamish
General Fund

Parks & Recreation Department

**Biennial Budget to Biennial Actual Expenditure Comparison
Month Ending September 30, 2022**

Account Number	Description	2021-2022 BUDGET	Monthly Actual	Actual Exp. To Date	21/22 % Expended
Arts Section					
001-076-573-20-31-00	Office & Operating Supplies	\$ 10,000	\$ -	\$ 3,157.67	32%
TOTAL SUPPLIES		\$ 10,000	\$ -	\$ 3,157.67	32%
001-076-573-20-41-00	Professional Services-Arts Com	\$ 151,000	\$ -	\$ 28,951.26	19%
001-076-573-20-41-04	Copying	600	-	-	0%
001-076-573-20-44-00	Advertising	2,000	-	-	0%
001-076-573-20-45-00	Operating Rentals & Leases	1,500	-	-	0%
001-076-573-20-49-03	Training-Seminars/Conferences	-	-	320.00	*
TOTAL SERVICES & CHARGES		\$ 155,100	\$ -	\$ 29,271.26	19%
TOTAL ARTS		\$ 165,100	\$ -	\$ 32,428.93	20%
Culture Section					
001-076-576-80-31-03	Friends of Issaquah Salmon Hatch	40,000	-	10,000.00	25%
TOTAL SUPPLIES		\$ 40,000	\$ -	\$ 10,000.00	25%
001-076-518-90-49-15	Friends of Lake Sammamish	\$ 45,000	\$ -	\$ 41,000.00	91%
001-076-573-20-41-01	Prof Services-Samm Symphony	30,000	-	-	0%
001-076-573-20-41-02	Prof Svcs-Master Chorus Eastsd	2,000	-	1,000.00	50%
001-076-573-90-41-01	Prof Svc-Farmer's Market	20,000	-	-	0%
001-076-573-90-41-02	Prof Svcs - Heritage Society	10,000	-	7,500.00	75%
TOTAL SERVICES & CHARGES		\$ 107,000	\$ -	\$ 49,500.00	46%
TOTAL CULTURE		\$ 147,000	\$ -	\$ 59,500.00	40%
Administration Section					
001-076-571-10-11-00	Salaries	\$ 981,400	\$ 33,565.47	\$ 791,372.63	81%
001-076-571-10-12-00	Overtime	-	124.33	2,366.52	*
001-076-571-10-21-00	Benefits	345,600	\$11,560.46	\$283,032.01	82%
TOTAL PERSONNEL		\$ 1,327,000	\$ 45,250.26	\$ 1,076,771.16	81%
001-076-571-10-31-00	Office & Operating Supplies	\$ 8,000	\$ 1,690.82	\$ 3,445.63	43%
001-076-571-10-32-00	Fuel	500	-	-	0%
001-076-571-10-35-00	Small Tools & Minor Equipment	2,000	-	-	0%
TOTAL SUPPLIES		\$ 10,500	\$ 1,690.82	\$ 3,445.63	33%
001-076-571-10-41-00	Professional Services	\$ 6,320	\$ 7,455.52	\$ 14,882.72	235%
001-076-571-10-42-00	Communications	7,200	222.93	4,326.96	60%
001-076-571-10-42-02	Postage	2,000	-	-	0%
001-076-571-10-43-00	Travel	9,200	-	38.12	0%
001-076-571-10-49-01	Memberships	10,800	750.00	9,880.00	91%
001-076-571-10-49-03	Training - Seminars/Conference	5,700	180.00	2,058.25	36%
TOTAL SERVICES & CHARGES		\$ 41,220	\$ 8,608.45	\$ 31,186.05	76%
TOTAL ADMINISTRATION		\$ 1,378,720	\$ 55,549.53	\$ 1,111,402.84	81%
Volunteer Services					
001-076-518-90-11-00	Salaries	\$ 222,000	\$ 5,166.47	\$ 208,265.72	94%

Account Number	Description	2021-2022 BUDGET	Monthly Actual	Actual Exp. To Date	21/22 % Expended
001-076-518-90-12-00	Overtime	-	130.86	4,904.45	*
001-076-518-90-14-00	Standby Pay	-	-	759.00	*
001-076-518-90-21-00	Benefits	108,600	1,941.77	109,202.62	101%
TOTAL PERSONNEL		\$ 330,600	\$ 7,239.10	\$ 323,131.79	98%
001-076-518-90-31-00	Supplies (1)	\$ 98,000	\$ 160.27	\$ 39,057.24	40%
001-076-518-90-32-00	Fuel	1,600	58.55	1,628.44	102%
001-076-518-90-31-04	Safety Clothing	1,900	-	-	0%
001-076-518-90-35-00	Small Tools & Minor Equipment	3,000	-	9.89	0%
TOTAL SUPPLIES		\$ 104,500	\$ 218.82	\$ 40,695.57	39%
001-076-518-90-41-00	Professional Services (2)	\$ 42,700	\$ -	\$ 22,034.00	52%
001-076-518-90-42-00	Communication	1,800	358.73	2,009.17	112%
001-076-518-90-43-00	Travel	2,000	-	-	0%
001-076-518-90-44-00	Advertising	400	-	-	0%
001-076-518-90-45-00	Operating Rentals & Leases	8,000	-	2,644.64	33%
001-076-518-90-47-00	Utilities	-	-	38.89	*
001-076-518-90-49-01	Memberships	300	-	-	0%
001-076-518-90-49-03	Training	2,600	-	419.50	16%
TOTAL SERVICES & CHARGES		\$ 57,800	\$ 358.73	\$ 27,146.20	47%
001-076-594-18-64-00	Machinery & Equipment	\$ 28,000	\$ -	\$ -	0%
TOTAL CAPITAL		\$ 28,000	\$ -	\$ -	0%
TOTAL VOLUNTEER SERVICES		\$ 520,900	\$ 7,816.65	\$ 390,973.56	75%
Planning & Development					
001-076-576-95-11-00	Salaries	\$ 616,700	\$ 26,141.50	\$ 434,346.44	70%
001-076-576-95-21-00	Benefits	212,800	8,498.43	146,347.23	69%
TOTAL PERSONNEL		\$ 829,500	\$ 34,639.93	\$ 580,693.67	70%
001-076-576-95-31-00	Office & Operating Supplies	\$ 6,000	\$ 59.63	\$ 987.49	16%
001-076-576-95-31-04	Safety Clothing	-	-	24.21	*
001-076-576-95-32-00	Fuel	600	-	-	0%
001-076-576-95-35-00	Small Tools & Minor Equipment	3,000	-	-	0%
TOTAL SUPPLIES		\$ 9,600	\$ 59.63	\$ 1,011.70	11%
001-076-576-95-41-00	Professional Services (3)	\$ 337,000	\$ 456.25	\$ 108,651.15	32%
001-076-576-95-41-04	Copying	2,000	-	-	0%
001-076-576-95-42-00	Communications	2,900	135.94	2,190.80	76%
001-076-576-95-42-02	Postage	500	-	8.87	2%
001-076-576-95-43-00	Travel	3,800	-	-	0%
001-076-576-95-44-00	Advertising	-	-	200.00	*
001-076-576-95-49-01	Memberships	3,000	720.00	2,580.00	86%
001-076-576-95-49-03	Training - Seminars/Conference	7,600	-	225.00	3%
TOTAL SERVICES & CHARGES		\$ 356,800	\$ 1,312.19	\$ 113,855.82	32%
TOTAL PLANNING & DEVELOPMENT		\$ 1,195,900	\$ 36,011.75	\$ 695,561.19	58%
Recreation Programs Section					
001-076-571-18-11-00	Salaries	\$ 572,200	\$ 18,576.55	\$ 426,687.78	75%
001-076-571-18-12-00	Overtime	-	612.35	4,708.59	*
001-076-571-18-13-00	Part-Time (Lifeguards)	169,600	50.40	76,910.17	45%
001-076-571-18-13-02	Part-Time (Facility Monitors)	40,400	1,184.01	9,987.00	25%
001-076-571-18-13-03	Part-Time (Recreation)	21,100	-	-	0%

Account Number	Description	2021-2022 BUDGET	Monthly Actual	Actual Exp. To Date	21/22 % Expended
001-076-571-18-14-00	Standby Pay	-	1,749.00	3,960.00	*
001-076-571-18-21-00	Benefits	224,200	11,397.81	205,252.10	92%
TOTAL PERSONNEL		\$ 1,027,500	\$ 33,570.12	\$ 727,505.64	71%
001-076-571-18-31-00	Office & Operating Supplies	\$ 42,000	\$ 6,931.62	\$ 30,295.10	72%
001-076-571-18-32-00	Fuel	400	-	143.43	36%
001-076-571-18-35-00	Small Tools & Minor Equipment	8,000	-	1,228.43	15%
TOTAL SUPPLIES		\$ 50,400	\$ 6,931.62	\$ 31,666.96	63%
001-076-571-18-41-00	Prof. Svcs-Recreation (4)	\$ 223,800	\$ 22,263.18	\$ 186,463.69	83%
001-076-571-18-41-04	Copying	54,000	-	14,345.17	27%
001-076-571-18-42-00	Communications	4,200	223.80	4,748.82	113%
001-076-571-18-42-02	Postage	4,000	-	22.75	1%
001-076-571-18-43-00	Travel	2,000	-	-	0%
001-076-571-18-44-00	Advertising	14,000	-	5,014.83	36%
001-076-571-18-45-00	Equipment Rental	99,600	4,740.71	65,679.00	66%
001-076-571-18-49-01	Membership	1,000	19.00	491.78	49%
001-076-571-18-49-02	Merchant Fees	12,000	1,733.01	11,377.80	95%
001-076-571-18-49-03	Training - Seminars/Conference	15,800	-	2,049.56	13%
TOTAL SERVICES & CHARGES		\$ 430,400	\$ 28,979.70	\$ 290,193.40	67%
TOTAL RECREATION PROGRAMS		\$ 1,508,300	\$ 69,481.44	\$ 1,049,366.00	70%
Park Resource Management					
001-076-576-80-11-00	Salaries	\$ 1,899,600	\$ 87,349.81	\$ 1,592,648.81	84%
001-076-576-80-12-00	Overtime	78,000	2,171.37	43,812.01	56%
001-076-576-80-13-00	Part-Time (Summer Help)	324,500	4,293.20	92,512.08	29%
001-076-576-80-14-00	On Call Pay	-	-	627.00	*
001-076-576-80-21-00	Benefits	1,106,900	44,497.44	804,796.45	73%
TOTAL PERSONNEL		\$ 3,409,000	\$ 138,311.82	\$ 2,534,396.35	74%
001-076-576-80-31-00	Office & Operating Supplies (5)	\$ 420,000	\$ 23,515.48	\$ 316,729.32	75%
001-076-576-80-31-04	Safety Clothing	24,800	227.94	4,148.46	17%
001-076-576-80-31-06	Signs & Markers	12,000	238.37	6,981.58	58%
001-076-576-80-32-00	Fuel	73,000	4,270.68	53,201.87	73%
001-076-576-80-35-00	Small Tools & Equipment	60,000	-	10,812.92	18%
TOTAL SUPPLIES		\$ 589,800	\$ 28,252.47	\$ 391,874.15	66%
001-076-576-80-41-00	Professional Services (6)	\$ 1,277,360	\$ 99,732.94	\$ 884,894.84	69%
001-076-576-80-42-00	Communications	20,500	1,090.74	24,827.94	121%
001-076-576-80-43-00	Travel	3,000	-	82.10	3%
001-076-576-80-45-00	Operating Rentals & Leases	150,000	520.30	99,336.31	66%
001-076-576-80-47-00	Utilities	495,420	64,135.56	483,145.58	98%
001-076-576-80-48-00	Repair & Maintenance	134,000	1,028.43	65,025.21	49%
001-076-576-80-49-01	Memberships	800	-	312.98	39%
001-076-576-80-49-03	Training - Seminars/Conference	32,200	(335.00)	6,963.28	22%
TOTAL SERVICES & CHARGES		\$ 2,113,280	\$ 166,172.97	\$ 1,564,588.24	74%
001-076-594-76-64-80	Machinery & Equipment (7)	\$ 124,000	\$ -	\$ 62,518.00	50%
TOTAL CAPITAL		\$ 124,000	\$ -	\$ 62,518.00	50%
TOTAL PARK RESOURCE MANAGEMENT		\$ 6,236,080	\$ 332,737.26	\$ 4,553,376.74	73%
TOTAL DEPARTMENT		\$ 11,152,000	\$ 501,596.63	\$ 7,892,609.26	71%

Account Number	Description	2021-2022 BUDGET	Monthly Actual	Actual Exp. To Date	21/22 % Expended
(1)	Park restoration projects, tree planting, first aid supplies, tools, signage, safety equipment, volunteer appreciation gifts.				
(2)	Annual volunteer dinner, water tank fillings, Earth Day event.				
(3)	Wetland monitoring, land acquisition support, landscape architectural/engineering services, park surveys.				
(4)	Special events-most cancelled in 2021 due to COVID-19. Recreation guide graphic design.				
(5)	Fertilizer, grass seed, soil, playground chips, project supplies, custodial supplies, irrigation, safety.				
(6)	Custodial, maintenance contracts, park sweeping, turf maintenance, tree service.				
(7)	Ford F150 for increased seasonal staff, tow-behind blower, maintenance equipment.				

City of Sammamish
General Fund

Non-Departmental Department

**Biennial Budget to Biennial Actual Expenditure Comparison
Month Ending September 30, 2022**

Account Number	Description	2021-2022 BUDGET	Monthly Actual	Actual Exp. To Date	21/22 % Expended
Covid Response Section					
001-090-518-30-11-19	Salaries-Facilities	\$ -	\$ -	\$ 36,089.11	*
001-090-518-30-20-19	Benefits-Facilities	-	-	11,605.45	*
TOTAL PERSONNEL		\$ -	\$ -	\$ 47,694.56	*
001-090-518-30-31-19	Supplies-Facilities	\$ -	\$ -	\$ 6,298.05	*
001-090-518-50-31-19	Supplies-Non Dept	-	-	1,439.18	*
001-090-543-10-31-19	Supplies-Public Works	-	-	70.29	
001-090-571-18-31-19	Supplies-Parks Recreation	-	-	4,607.37	
TOTAL SUPPLIES		\$ -	\$ -	\$ 12,414.89	*
001-090-518-30-41-19	Professional Services-Facilities	\$ -	\$ -	\$ 40,231.76	*
001-090-518-81-41-19	Professional Services-IT COVID Response	-	760.00	16,938.75	*
001-090-518-90-41-19	Professional Services-COVID Response	2,144,140	-	-	0%
001-090-548-65-41-19	Professional Services-Fleet Mntnce	-	-	230.50	*
001-090-557-20-41-19	Professional Services-Human Services	-	-	442,705.95	*
001-090-557-21-41-19	Professional Services-Communications	-	-	9,909.00	*
001-090-558-70-41-19	Small Business Grants	-	-	812,962.23	*
001-090-518-30-42-19	Communications-Facilities	-	41.98	607.80	*
001-090-558-50-42-19	Communications-DCD Permits	-	-	2,162.31	*
001-090-558-60-42-19	Communications-DCD Planning	-	-	6,560.56	*
001-090-548-65-43-19	Travel-Equipment Rental	-	-	128.39	*
001-090-576-80-45-19	Operating Rentals-Parks Resources	-	-	24,099.68	*
TOTAL SERVICES & CHARGES		\$ 2,144,140	\$ 801.98	\$ 1,356,536.93	63%
001-090-594-18-64-19	Capital IT	\$ -	\$ -	\$ 201,991.01	
TOTAL CAPITAL		\$ -	\$ -	\$ 201,991.01	*
TOTAL COVID RESPONSE-see note below		\$ 2,144,140	\$ 801.98	\$ 1,618,637.39	75%

Other General Governmental Services

001-090-518-50-31-00	Office & Operating Supplies (1)	\$ 100,000	\$ 3,970.68	\$ 56,077.26	56%
001-090-518-90-31-05	Meeting Meals (2)	30,000	33.20	1,047.99	3%
TOTAL SUPPLIES		\$ 130,000	\$ 4,003.88	\$ 57,125.25	44%
001-090-518-90-41-02	Prof Svcs-GIS Attribute Mapping	\$ -	\$ -	\$ 15,285.75	*
001-090-518-90-41-53	Intergovernmental Taxes	-	2.03	74.50	*
001-090-518-90-42-00	Communications	-	-	103.83	*
001-090-518-90-42-02	Postage	13,000	455.61	11,017.92	85%
001-090-518-90-45-00	Operating Rentals & Leases	5,300	700.59	4,887.30	92%
001-090-518-90-47-00	Utilities-Storm Water Fees	32,500	-	87,652.50	270%
001-090-518-90-49-00	Miscellaneous	-	-	711.77	*
001-090-518-90-49-01	Memberships	500	-	789.40	158%
001-090-518-90-49-02	Merchant Fees	450,000	19,487.30	288,368.78	64%
001-090-537-70-47-01	Recycling	-	-	0.01	*
001-090-544-40-41-95	Concurrency Prof Svcs-GMHB	198,100	-	115,829.01	58%

Account Number	Description	2021-2022 BUDGET	Monthly Actual	Actual Exp. To Date	21/22 % Expended
001-090-558-20-41-00	Prof Svcs-Historical Eddy House	25,000	-	25,000.00	100%
001-090-558-20-41-01	Prof Svcs-Historical Albrecht Barn	-	-	25,000.00	*
001-090-558-60-41-95	DCD Prof Svcs-GMHB	198,100	-	181,661.93	92%
001-090-558-70-49-14	Sammamish Chamber of Commerce	1,200	-	-	0%
TOTAL SERVICES & CHARGES		\$ 923,700	\$ 20,645.53	\$ 756,382.70	82%

For Finance Use Only-Do Not Code Invoices to these account numbers

001-090-518-80-41-52	Interfund-Technology	\$ 4,994,766	\$ 206,959.82	\$ 4,373,886.38	88%
001-090-518-90-46-53	Interfund-Insurance	919,900	40,358.33	879,541.64	96%
001-091-518-90-48-00	Admin Dept Fleet R & M	5,159	255.58	4,392.22	85%
001-091-518-90-49-00	Admin Dept Fleet Replacement	3,730	155.42	3,263.78	88%
001-091-518-30-48-00	Facilities Dept Fleet R & M	6,410	367.92	5,306.28	83%
001-091-518-30-49-00	Facilities Dept Fleet Replacement	19,630	817.92	17,176.28	88%
001-091-542-10-48-00	PW Engr-Insp Fleet R & M	19,812	1,040.00	16,692.00	84%
001-091-542-10-49-00	PW Engr-Insp Fleet Replacement	128,116	5,338.17	112,101.53	88%
001-091-542-90-48-00	Street Fleet R&M	316,555	15,573.67	269,834.03	85%
001-091-542-90-49-00	Street Fleet Replacement	363,448	15,143.67	318,017.03	88%
001-091-558-60-48-00	Comm Dev Dept Fleet R & M	20,091	1,098.08	16,796.72	84%
001-091-558-60-49-00	Comm Dev Dept Fleet Repl	40,000	1,666.67	35,000.03	88%
001-091-571-10-48-00	Parks Dept Fleet R & M	7,500	314.00	6,558.00	87%
001-091-571-10-49-00	Parks Dept Fleet Replacement	4,238	176.58	3,708.18	87%
001-091-576-80-48-00	Parks M&O Fleet R & M	213,690	9,894.58	184,006.22	86%
001-091-576-80-49-00	Parks M&O Fleet Replacement	282,870	11,786.25	247,511.25	88%
TOTAL INTERFUND		\$ 7,345,915	\$ 310,946.66	\$ 6,493,791.57	88%

TOTAL OTHER GENERAL GOVT SVCS		\$ 8,399,615	\$ 335,596.07	\$ 7,307,299.52	87%
--------------------------------------	--	---------------------	----------------------	------------------------	------------

Pollution Control Section

001-090-553-70-41-00	Intgovtl Svc's - Air Pollution	\$ 126,400	\$ -	\$ 94,590.00	75%
TOTAL INTERGOVERNMENTAL		\$ 126,400	\$ -	\$ 94,590.00	75%

TOTAL POLLUTION CONTROL		\$ 126,400	\$ -	\$ 94,590.00	75%
--------------------------------	--	-------------------	-------------	---------------------	------------

Public Health Section

001-090-562-00-41-00	External Taxes - Alcoholism	\$ 36,000	\$ -	\$ 24,845.07	69%
TOTAL INTERGOVERNMENTAL		\$ 36,000	\$ -	\$ 24,845.07	69%

TOTAL PUBLIC HEALTH		\$ 36,000	\$ -	\$ 24,845.07	69%
----------------------------	--	------------------	-------------	---------------------	------------

Interfund Transactions Section

001-090-597-11-55-31	Oper Trnsfr - Gen Gov CIP	\$ 5,850,000	\$ 279,166.67	\$ 5,012,500.03	86%
001-090-597-11-55-34	Oper Trnsfr - Transport CIP	5,320,000	-	5,320,000.00	100%
001-090-597-11-96-52	Oper Trnsfr - Tech Fund	-	-	9,742.50	*
001-090-597-11-96-55	Oper Trnsfr - SWM Oper Fund	-	-	24,959.74	*
001-090-597-11-55-51	Oper Trnsfr - ER&R	-	-	2,706.25	*
TOTAL INTERFUND TRANSACTIONS		\$ 11,170,000	\$ 279,166.67	\$ 10,369,908.52	93%

TOTAL DEPARTMENT		\$ 21,876,155	\$ 615,564.72	\$ 19,415,280.50	89%
-------------------------	--	----------------------	----------------------	-------------------------	------------

Account Number	Description	2021-2022 BUDGET	Monthly Actual	Actual Exp. To Date	21/22 % Expended
----------------	-------------	---------------------	-------------------	------------------------	---------------------

COVID RESPONSE SECTION: \$211,899.37 was spent on employee retention pay on the August 20, 2022 payroll. The actual expenditures are reported in the personnel sections of each department from which employees are paid. \$37,408.49 was transferred to the 408, 501, and 502 Funds to cover the retention pay for employees paid from those funds. \$1,623.75 was paid from the ARPA Fund. The total of the retention pay from COVID response and ARPA funds was \$213,523.12

- (1) Kitchens, office, first-aid supplies, personal protective equipment, small equipment under \$5,000 not considered "attractive".
- (2) all city staff, 2 employee appreciation events-BBQ and employee of the year awards.
- (3) 75% of the cost of a mechanic's lift to maintain vehicles and equipment. Remained in Stormwater.

City of Sammamish

American Rescue Plan Act Fund

Biennial Budget to Biennial Actual Expenditure Comparison
Month Ending September 30, 2022

Account Number	Description	2021-2022 BUDGET	Monthly Actual	Actual Exp. To Date	21/22 % Expended
002-000-518-30-11-00	Salaries	\$ 105,600	\$ 8,750.52	\$ 105,496.62	100%
002-000-518-30-21-00	Benefits	31,300	2,618.56	31,168.34	100%
TOTAL PERSONNEL		\$ 136,900	\$ 11,369.08	\$ 136,664.96	100%
002-000-518-90-41-00	Professional Services	\$ 4,623,012	\$ -	\$ -	0%
TOTAL DEBT SERVICE		\$ 4,623,012	\$ -	\$ -	0%
TOTAL FUND		\$ 4,759,912	\$ 11,369.08	\$ 136,664.96	3%

City of Sammamish

G.O. Debt Service Fund

**Biennial Budget to Biennial Actual Expenditure Comparison
Month Ending September 30, 2022**

Account Number	Description	2021-2022 BUDGET	Monthly Actual	Actual Exp. To Date	21/22 % Expended
201-000-591-95-71-01	PWTF Loan Princ	\$ 533,333	\$ -	\$ 533,333.34	100%
201-000-592-95-83-01	Interest on PWTF Debt	2,667	-	2,666.67	100%
TOTAL DEBT SERVICE		\$ 536,000	\$ -	\$ 536,000.01	100%
TOTAL FUND		\$ 536,000	\$ -	\$ 536,000.01	100%

City of Sammamish

Street Fund

**Biennial Budget to Biennial Actual Expenditure Comparison
Month Ending September 30, 2022**

Account Number	Description	2021-2022 BUDGET	Monthly Actual	Actual Exp. To Date	21/22 % Expended
101-000-597-00-00-01	Oper Trnsfr - General Fund	\$ 12,445,316	\$ 147,826.16	\$ 12,119,402.58	97%
TOTAL INTERFUND		\$ 12,445,316	\$ 147,826.16	\$ 12,119,402.58	97%
TOTAL FUND		\$ 12,445,316	\$ 147,826.16	\$ 12,119,402.58	97%

Street Fund expenditures moved to the Public Works department in the General Fund in 2021.

City of Sammamish

General Government Capital Improvement Fund

Biennial Budget to Biennial Actual Expenditure Comparison

Month Ending September 30, 2022

Account Number	Description	2021-2022 BUDGET	Monthly Actual	Actual Exp. To Date	21/22 % Expended
301-000-594-19-64-00	Art Sculpture	\$ 200,000	\$ -	\$ -	0%
301-104-594-73-63-00	Fire St 81 Sewer Connection	500,000	3,578.36	16,358.46	3%
301-105-594-73-63-00	Fire St 82 Improvements	700,000	108,136.44	346,416.74	49%
301-106-594-73-63-00	Fire St 83 Improvements	300,000	7,297.50	44,871.88	15%
301-107-594-73-63-00	Boys/Girls Club Parking Lot	200,000	-	-	0%
301-108-594-73-63-00	Pine Lake Restroom ADA	75,000	-	-	0%
301-109-594-73-63-00	Beaver Lake Restroom ADA	75,000	-	-	0%
301-110-594-73-63-00	Big Rock Park ADA	300,000	-	-	0%
301-111-594-73-63-00	City Hall Renovation	1,650,000	-	-	0%
301-112-594-73-63-00	MOC Renovation	3,469,100	14,769.14	2,884,646.02	83%
301-113-594-19-63-00	Security Cameras-CH & MOC	230,000	-	-	0%
TOTAL CAPITAL		\$ 7,699,100	\$ 133,781.44	\$ 3,292,293.10	43%
TOTAL FUND		\$ 7,699,100	\$133,781.44	\$3,292,293.10	43%

City of Sammamish

Parks Capital Improvement Fund

**Biennial Budget to Biennial Actual Expenditure Comparison
Month Ending September 30, 2022**

Account Number	Description	2021-2022 BUDGET	Monthly Actual	Actual Exp. To Date	21/22 % Expended
Sammamish Commons					
302-315-594-76-63-00	Skate Park Rehab	\$ 300,000	\$ 1,483.00	\$ 16,030.00	*
Parks Capital Replacement Program					
302-336-594-76-63-00	Parks Capital Replacement Prog	400,000	54,247.94	125,206.43	31%
Capital Contingency Reserve					
302-337-594-76-67-01	Capital Contingency Reserve	752,000	-	-	0%
Land Acquisition					
302-337-594-76-61-00	Land Acquisition	3,573,600	4,470.40	3,012,666.73	84%
Reard/Freed Farmhouse					
302-341-594-76-63-00	Reard/Freed Farmhouse	115,900	-	39,107.72	34%
Community Center					
302-343-594-76-63-00	Community Center	-	29,405.99	30,805.99	*
Big Rock Park					
302-374-594-76-63-00	Big Rock Park Site B-Phase I	-	-	420,039.87	*
302-380-594-76-63-00	Beaton/Big Rock Park Mstr Pln	275,000	(7,735.08)	112,424.19	41%
Beaver Lake Park					
302-319-594-76-63-00	Bvr Lake Ballfield Rehab	400,000	-	33,217.51	8%
Trails/Pathways					
302-317-594-76-63-00	Environ Interpret/Habitat Sign	25,000	-	-	0%
302-352-594-76-63-00	Samm Trail Connection-Phase I	200,000	-	-	0%
E. Sammamish Park					
302-313-594-76-63-00	Baseball Field Rehab	640,000	-	-	0%
302-314-594-76-63-00	Pickleball Courts	150,000	144,916.62	145,188.57	97%
Future Trail Connections					
302-361-594-76-63-00	Future Trail Connections	500,000	-	-	0%
School Parks					
302-316-594-76-63-00	Inglewood MS Artificial Turf	5,199,800	41,453.50	106,839.24	2%
302-320-594-76-63-00	Eastlake Field #3 Turf Replcmt	1,680,000	-	19,923.75	1%
Town Center Park Projects					
302-372-594-76-63-00	Future Town Center Park Project	325,000	-	-	0%
ADA Barrier Removal					
302-381-594-76-63-00	Parks ACA Barrier Removal	350,000	-	-	0%
Klahanie Park Master Plan					
302-377-594-76-63-00	Klahanie Park Master Plan	86,600	536.25	7,602.50	9%
Park Wayfinding					
302-378-594-76-63-00	Park Systemwide Wayfinding	101,500	-	15,612.91	15%
Athletic Field Projects					
302-383-594-76-63-00	Athletic Field Projects	5,000,000	-	-	0%
TOTAL CAPITAL		\$ 20,074,400	\$ 268,778.62	\$ 4,084,665.41	20%
302-000-597-00-00-01	Transfer to General Fund	\$ 25,000	\$ -	\$ 25,000.00	
TOTAL INTERFUND		\$ 25,000	\$ -	\$ 25,000.00	100%
TOTAL FUND		\$ 20,099,400	\$ 268,778.62	\$ 4,109,665.41	20%

City of Sammamish

Transportation Capital Improvement Fund

Biennial Budget to Biennial Actual Expenditure Comparison

Month Ending September 30, 2022

Account Number	Description	2021-2022 BUDGET	Monthly Actual	Actual Exp. To Date	21/22 % Expended
Intersection Improvements					
340-115-595-30-63-00	Intersection Improvements	\$ 100,000	\$ -	\$ -	0%
Sidewalk Program					
340-118-595-61-63-00	Sidewalk Program	400,000	33,085.59	65,597.47	16%
Street Lighting Program					
340-132-595-63-63-00	Street Lighting Program	15,000	-	-	0%
Capital Contingency Reserve					
340-136-595-95-67-01	Capital Contingency Reserve (1)	31,329	-	-	0%
Issaquah Fall City Road					
340-150-595-10-61-00	IFCR Phase 1: 242nd - Klahanie	-	-	20,983.65	
340-150-595-10-63-00	IFCR Phase 1: 242nd - Klahanie	7,600,000	7,979.91	7,341,374.21	97%
340-150-595-10-63-02	IFCR Ph 2: Klahanie-Iss/Bvr Lk Rd	400,000	-	69,928.99	17%
340-150-595-61-63-00	IFCR Phase 2	-	-	26,500.00	*
218th Avenue SE					
340-152-595-30-63-00	218th/216th: SE 4th to Inglewood	43,000	-	2,195.41	5%
SE 4th Street Design					
340-157-595-30-61-00	SE 4th St Land		-	184,483.24	
340-157-595-30-63-00	SE 4th St Design/Construction	450,000	-	(1,531,622.54)	-340%
School Safety Zone					
340-160-595-61-63-00	School Safety Zone Improv.	50,000	-	-	0%
ITS Phase 2					
340-165-595-30-63-00	ITS Phase 2-228th/NE 12th-SR202	600,000	296.98	846,723.32	141%
ITS Phase 3					
340-173-595-30-63-00	ITS Phase 3-Closed Circuit TV	100,000	-	-	0%
8th/218th: 212th - SE 4th					
340-166-595-30-63-00	8th/218th: 212th - SE 4th	47,000	-	2,019.54	4%
Issaquah Pine Lake Road					
340-169-595-30-63-00	IPLR Design	250,000	-	33,926.75	14%
Sahalee Way					
340-162-595-30-63-00	Sahalee Way 220th to C.L.	14,000	-	103.60	1%
340-174-595-30-63-00	Sahalee Way 25th to 37th	300,000	-	-	
340-175-595-30-63-00	Sahalee Way 25th to 37th	712,500	4,428.25	4,428.25	
340-176-595-30-63-00	Non-motorized	1,000,000	-	-	
East Lake Sammamish Shorelane Road					
340-413-595-30-63-00	E Lk Sam Shorelane Road	800,000	6,251.56	34,257.41	4%
212th Gap Project					
340-409-595-30-63-00	212th Ave Gap	-	-	890.20	
244th/SE 32nd					
340-411-595-30-63-00	Se 32nd/244th Ave SE All-way stop	150,000	3,753.42	4,276.42	
OTHER NON-MOTORIZED					
340-412-595-30-63-00	Ada Barrier Removal (1)	816,371	289,233.24	352,495.54	43%
TOTAL CAPITAL		\$ 13,879,200	\$ 345,028.95	\$ 7,458,561.46	54%
340-000-597-00-00-21	Oper Trnsfr - Debt Svc PWTF	\$ 536,000	\$ -	\$ 536,001.66	100%
TOTAL INTERFUND		\$ 536,000	\$ -	\$ 536,001.66	100%
TOTAL FUND		\$ 14,415,200	\$ 345,028.95	\$ 7,994,563.12	55%

(1) May 3, 2022 the City Council approved allocating \$69,871 of the \$101,200 Capital Contingency Reserve budget to the ADA Barrier Removal project budget. Re-allocation of this amount is recorded in the FMR. The adopted budget wasn't changed as it wasn't amended by ordinance.

City of Sammamish

Surface Water Management Fund

**Biennial Budget to Biennial Actual Expenditure Comparison
Month Ending September 30, 2022**

Account Number	Description	2021-2022 BUDGET	Monthly Actual	Actual Exp. To Date	21/22 % Expended
Administration					
408-000-531-31-11-00	Salaries	\$ 376,700	\$ 10,764.30	\$ 276,288.90	73%
408-000-531-31-12-00	Overtime	2,000	30.42	789.34	39%
408-000-531-31-21-00	Benefits	152,300	3,836.58	92,597.17	61%
TOTAL PERSONNEL		\$ 531,000	\$ 14,631.30	\$ 369,675.41	70%
408-000-531-31-31-00	Office & Operating Supplies	\$ 1,400	\$ -	\$ 27.65	2%
408-000-531-31-31-01	Meetings	1,400	-	-	0%
408-000-531-31-32-00	Fuel	4,000	-	-	0%
TOTAL SUPPLIES		\$ 6,800	\$ -	\$ 27.65	0%
408-000-531-31-41-00	Professional Services (1)	\$ 157,500	\$ -	\$ 201,296.86	128%
408-000-531-31-41-01	Professional Services-Studies	75,000	7,178.75	38,725.00	52%
408-000-531-31-41-02	Engineering Services	-	-	41.95	*
408-000-531-31-41-51	Intergovernmental Services (2)	194,100	22,608.39	175,584.90	90%
408-000-531-31-41-53	Intergovernmental Taxes (3)	297,000	847.67	281,591.54	95%
408-000-531-31-41-99	Operating Contingency	20,000	-	-	0%
408-000-531-31-41-52	I/G Svcs-Beaver Lake Mgmt Dist	151,000	-	36,287.32	24%
408-000-531-31-43-00	Travel	1,100	-	-	0%
408-000-531-31-49-01	Memberships	-	-	143.50	*
408-000-531-31-49-03	Training - Seminars/Conference	3,300	-	195.44	6%
TOTAL SERVICES & CHARGES		\$ 899,000	\$ 30,634.81	\$ 733,866.51	82%
TOTAL ADMINISTRATION		\$ 1,436,800	\$ 45,266.11	\$ 1,103,569.57	77%
Planning Section					
408-000-531-33-41-02	Laughing Jacobs Creek Plan	\$ 65,000	\$ -	\$ 109,059.21	168%
408-000-531-33-41-04	Pine Lake Creek Basin Plan	200,000	-	-	0%
TOTAL SERVICES & CHARGES		\$ 265,000	\$ -	\$ 109,059.21	41%
TOTAL PLANNING		\$ 265,000	\$ -	\$ 109,059.21	41%
Engineering Section					
408-000-531-32-11-00	Salaries	\$ 1,678,400	\$ 58,705.17	\$ 1,169,421.32	70%
408-000-531-32-12-00	Overtime	2,000	-	368.81	18%
408-000-531-32-21-00	Benefits	626,800	21,128.50	436,546.08	70%
TOTAL PERSONNEL		\$ 2,307,200	\$ 79,833.67	\$ 1,606,336.21	70%
408-000-531-32-31-00	Office & Operating Supplies	\$ 34,000	\$ 313.45	\$ 2,594.71	8%
408-000-531-32-31-01	Meetings	3,400	138.34	138.34	4%
408-000-531-32-31-04	Safety Clothing	1,500	-	899.70	60%
408-000-531-32-32-00	Fuel	4,000	609.05	7,531.93	188%
408-000-531-32-34-00	Maps	400	-	-	0%
408-000-531-32-35-00	Small Tools & Minor Equipment	3,000	-	3,111.94	104%
TOTAL SUPPLIES		\$ 46,300	\$ 1,060.84	\$ 14,276.62	31%
408-000-531-32-41-00	Professional Services (4)	\$ 1,825,000	\$ 30,032.50	\$ 782,683.93	43%
408-000-531-32-41-05	Beaver Management Program	-	-	5,525.00	*
408-000-531-32-42-00	Communications	6,000	502.85	7,393.38	123%
408-000-531-32-43-00	Travel	2,000	-	14.00	1%
408-000-531-32-49-01	Memberships	1,900	40.60	1,521.30	80%

Account Number	Description	2021-2022 BUDGET	Monthly Actual	Actual Exp. To Date	21/22 % Expended
408-000-531-32-49-03	Training - Seminars/Conference	10,200	1,920.10	5,110.24	50%
TOTAL SERVICES & CHARGES		\$ 1,845,100	\$ 32,496.05	\$ 802,247.85	43%

408-000-594-35-64-04	Computer Software	\$ -	\$ -	\$ 12,353.60	*
TOTAL CAPITAL		\$ -	\$ -	\$ 12,353.60	*

TOTAL ENGINEERING		\$ 4,198,600	\$ 113,390.56	\$ 2,435,214.28	58%
--------------------------	--	---------------------	----------------------	------------------------	------------

Maintenance & Operations Section

408-000-531-35-11-00	Salaries	\$ 1,012,400	\$ 32,154.36	\$ 728,492.90	72%
408-000-531-35-12-00	Overtime	32,000	4,304.64	39,713.35	124%
408-000-531-35-14-00	On-Call Pay	24,600	1,452.00	30,706.50	125%
408-000-531-35-21-00	Benefits	560,800	17,105.08	362,818.89	65%
TOTAL PERSONNEL		\$ 1,629,800	\$ 55,016.08	\$ 1,161,731.64	71%

408-000-531-35-31-00	Office & Operating Supplies	\$ 249,300	\$ 2,221.25	\$ 45,598.05	18%
408-000-531-35-31-04	Safety Clothing	15,600	-	5,885.89	38%
408-000-531-35-32-00	Fuel	48,000	2,682.76	39,043.21	81%
408-000-531-35-35-00	Small Tools & Minor Equipment	6,400	-	2,092.22	33%
TOTAL SUPPLIES		\$ 319,300	\$ 4,904.01	\$ 92,619.37	29%

408-000-531-35-41-00	Professional Services (5)	\$ 2,925,000	\$ 182,423.62	\$ 1,960,515.85	67%
408-000-531-35-41-01	Prof. Services-General Fund (6)	499,836	20,583.42	438,085.78	88%
408-000-531-35-41-05	Beaver Management Program	40,000	-	58,825.00	147%
408-000-531-35-42-00	Communications	6,000	262.43	7,881.53	131%
408-000-531-35-43-00	Travel	1,800	-	-	0%
408-000-531-35-45-00	Operating Rentals & Leases	42,200	3,328.00	15,631.44	37%
408-000-531-35-47-00	Utility Services	83,000	147.37	60,656.64	73%
408-000-531-35-48-00	Repair & Maintenance	66,000	-	16,372.71	25%
408-000-531-35-49-00	Miscellaneous	-	-	158.25	*
408-000-531-35-49-01	Memberships	-	-	102.50	*
408-000-531-35-49-03	Training - Seminars/Conference	29,700	-	7,722.13	26%
TOTAL SERVICES & CHARGES		\$ 3,693,536	\$ 206,744.84	\$ 2,565,951.83	69%

TOTAL MAINTENANCE & OPERATIONS		\$ 5,642,636	\$ 266,664.93	\$ 3,820,302.84	68%
---	--	---------------------	----------------------	------------------------	------------

For Finance Use Only-Do Not Code Invoices to these account numbers

Total Interfund Section

408-000-597-00-00-48	Operating Transfers - CIP	\$ 7,973,500	\$ 358,458.33	\$ 6,898,124.97	87%
408-000-531-35-49-51	SWM - Fleet Replacement	95,740	3,989.17	83,772.53	88%
408-000-531-35-48-51	SWM - Fleet R & M	157,386	7,578.58	134,650.22	86%
408-000-531-39-41-52	Interfund - Technology	711,934	29,373.50	623,813.50	88%
408-000-531-39-46-53	Interfund - Risk Management	131,100	5,725.00	125,375.00	96%
TOTAL INTERFUND		\$ 9,069,660	\$ 405,124.58	\$ 7,865,736.22	87%

TOTAL FUND		\$ 20,612,696	\$ 830,446.18	\$ 15,333,882.12	74%
-------------------	--	----------------------	----------------------	-------------------------	------------

- (1) Cost of having King County bill for Sammamish stormwater fees. 1% of the SW fee billing plus \$1.63 per account.
- (2) Annual NPDES permit fees, water monitoring, WRIA 8 cost share.
- (3) State B & O taxes on stormwater revenue received by the city.
- (4) 228th repair-\$530,000. Water quality monitoring, stormwater outreach education, biologist to assist with permitting, geotechnical consultant, watershed planning, source control programming.
- (5) Street sweeping, storm system vactoring, storm vault filter replacements, ditch cleaning, & storm pond mowing services-NPDES maintenance requirements.
- (6) Reimbursement for Facility Department costs paid by the General Fund.
- (7) 25% of the cost of a mechanic's lift to maintain vehicles and equipment. Remaining 75% in General Fund, Non-depart.

City of Sammamish

Surface Water Capital Projects Fund

**Biennial Budget to Biennial Actual Expenditure Comparison
Month Ending September 30, 2022**

Account Number	Description	2021-2022 BUDGET	Monthly Actual	Actual Exp. To Date	21/22 % Expended
Sidewalk Program					
438-318-595-40-63-00	Sidewalk Program	\$ 50,000	\$ -	\$ -	0%
438-431-595-40-63-00	Zackuse Fish Pass/Stream Rest	-	-	26,173.89	*
Louis Thompson Hill Road					
438-434-595-40-63-00	High Density Storm Pipe	2,326,500	35,394.89	267,584.21	12%
Property Acquisition Fund					
438-441-595-40-61-00	Property Acquisition Fund	500,000	-	-	0%
Opportunity Fund					
438-442-595-40-63-00	Opportunity Fund	100,000	-	-	0%
Ebright Creek Culvert Replacement					
438-454-595-40-63-00	Ebright Creek Culvert	-	-	24,367.94	*
George Davis Creek Fish Passage					
438-472-595-40-63-00	George Davis Creek Fish Passage	3,050,000	43,314.55	247,549.89	8%
Ebright Creek Fish Passage					
438-473-595-40-63-00	Ebright Creek Fish Passage	1,600,000	-	1,741,517.47	109%
Hazel Wolf Culvert					
438-480-595-40-63-00	Hazel Wolf Culvert Improvement	650,000	-	-	0%
Drainage Resolutions-Major Stormwater Repairs					
438-413-595-40-63-00	Drainage Capital Resolutions	200,000	-	10,056.76	5%
438-474-595-40-63-00	Basin Plan Project Impementation	400,000	-	-	0%
438-481-595-40-63-00	248th Ave Culvert, 21st to 24th	150,000	-	-	0%
438-475-595-40-63-00	Loree Estates Outfall Diversion	250,000	-	-	0%
438-476-595-40-63-00	Storm Retrofit	-	-	19,730.16	*
SWM Component of Transp. Projects					
438-437-595-40-63-00	Iss Fall City Rd 42nd to Klahanie	300,000	-	108,676.19	36%
438-466-595-40-63-00	Future non-motorized	250,000	-	-	0%
438-315-595-40-63-00	Intersection & Safety Improvement	50,000	-	-	0%
438-477-595-40-63-00	Neighborhood TIP Projects	30,000	-	-	0%
TOTAL CAPITAL		\$ 9,906,500	\$ 78,709.44	\$ 2,445,656.51	25%
438-000-582-38-79-01	King Co Rev Bonds-2001	\$ 9,768	\$ -	\$ 9,767.77	100%
438-000-592-38-89-01	King Co Rev Bonds-2001	488	-	487.96	100%
TOTAL INTERGOVERNMENTAL		\$ 10,256	\$ -	\$ 10,255.73	100%
TOTAL FUND		\$ 9,916,756	\$ 78,709.44	\$ 2,455,912.24	25%

City of Sammamish

Equipment Rental & Replacement Fund

**Biennial Budget to Biennial Actual Expenditure Comparison
Month Ending September 30, 2022**

Account Number	Description	2021-2022 BUDGET	Monthly Actual	Actual Exp. To Date	21/22 % Expended
501-000-548-65-11-00	Salaries	\$ 68,100	\$ 6,369.41	\$ 26,045.54	38%
501-000-548-65-21-00	Benefits	43,700	2,959.68	11,629.20	27%
TOTAL PERSONNEL		\$ 111,800	\$ 9,329.09	\$ 37,674.74	34%
501-000-548-65-31-00	Vehicle/Equipment Supplies	\$ 45,000	\$ 12,509.89	\$ 47,620.36	106%
501-000-548-65-35-00	Small Tools and Equipment	20,000	4,182.70	30,501.82	153%
TOTAL SUPPLIES		\$ 65,000	\$ 16,692.59	\$ 78,122.18	120%
501-000-548-65-41-00	Professional Services	\$ 19,690	\$ -	\$ 6,122.39	31%
501-000-548-65-41-01	Professional Services-auction	-	-	565.73	*
501-000-548-65-45-00	Operating Rentals	-	-	13,860.00	*
501-000-548-65-48-00	Repairs and Maintenance	361,214	401.51	281,285.34	78%
501-000-548-65-48-07	Repair & Maint - Parts	99,000	1,536.50	82,338.53	83%
501-000-548-65-49-00	Miscellaneous	-	-	542.32	*
TOTAL SERVICES & CHARGES		\$ 479,904	\$ 1,938.01	\$ 384,714.31	80%
501-000-594-48-64-00	Machinery & Equipment (1)	\$ 409,765	\$ 8,815.28	\$ 240,087.70	59%
TOTAL CAPITAL		\$ 409,765	\$ 8,815.28	\$ 240,087.70	59%
TOTAL FUND		\$ 1,066,469	\$ 36,774.97	\$ 740,598.93	69%

(1) 2021 Replacements.

V037 2012 Ford F450 4X4 Supercab \$74,342
V044 2013 Ford F450 2WD Supercab Flatbed \$73,548
E119 John Deere Bunker Rake \$14,812

(1) 2022 Replacements/Purchases

V045 2013 Ford F450 4X4 Crew Cab Flatbed \$80,915
V045 2013 Ford F450 4X4 Crew Cab Flatbed \$76,148
F250 Service body Truck for mechanic \$60,000
Lift for mechanic \$30,000

City of Sammamish

Information Technology Fund

**Biennial Budget to Biennial Actual Expenditure Comparison
Month Ending September 30, 2022**

Account Number	Description	2021-2022 BUDGET	Monthly Actual	Actual Exp. To Date	21/22 % Expended
502-000-518-81-11-00	Salaries	\$ 2,088,000	\$ 91,565.09	\$ 1,825,488.14	87%
502-000-518-81-12-00	Overtime	10,000	1,764.29	9,451.68	95%
502-000-518-81-13-00	Intern	8,500	-	-	0%
502-000-518-81-14-00	Standby Pay	-	-	726.00	*
502-000-518-81-21-00	Benefits	819,600	35,002.16	695,506.36	85%
TOTAL PERSONNEL		\$ 2,926,100	\$ 128,331.54	\$ 2,531,172.18	87%
502-000-518-81-31-00	Office & Operating Supplies	\$ 40,000	\$ 3,281.06	\$ 100,865.37	252%
502-000-518-81-35-00	Small Tools & Minor Equipment	436,000	9,803.57	129,958.83	30%
TOTAL SUPPLIES		\$ 476,000	\$ 13,084.63	\$ 230,824.20	48%
502-000-518-81-41-00	Professional Services (1)	\$ 1,107,500	\$ 19,721.68	\$ 858,053.90	77%
502-000-518-81-41-01	Prof Svcs-Ortho Photography	140,000	-	-	0%
502-000-518-81-41-51	Intergovernmental Services	150,000	12,498.84	87,491.88	58%
502-000-518-81-42-00	Communications	14,000	630.04	24,882.53	178%
502-000-518-81-43-00	Postage	4,000	-	397.99	10%
502-000-518-81-45-00	Operating Rentals & Leases	55,000	4,940.33	80,777.73	147%
502-000-518-81-48-00	Repair & Maintenance (2)	940,000	53,163.83	633,280.80	67%
502-000-518-81-48-01	Council Chambers AV Repair	100,000	58,273.06	129,522.03	130%
502-000-518-81-49-01	Memberships	900	-	247.03	27%
502-000-518-81-49-03	Training - Seminars/Conference	86,000	-	16,294.08	19%
TOTAL SERVICES & CHARGES		\$ 2,597,400	\$ 149,227.78	\$ 1,830,947.97	70%
502-000-594-18-64-00	Machinery & Equipment	\$ 535,000	\$ -	\$ 205,711.61	38%
TOTAL CAPITAL		\$ 535,000	\$ -	\$ 205,711.61	38%
TOTAL FUND		\$ 6,534,500	\$ 290,643.95	\$ 4,798,655.96	73%

City of Sammamish

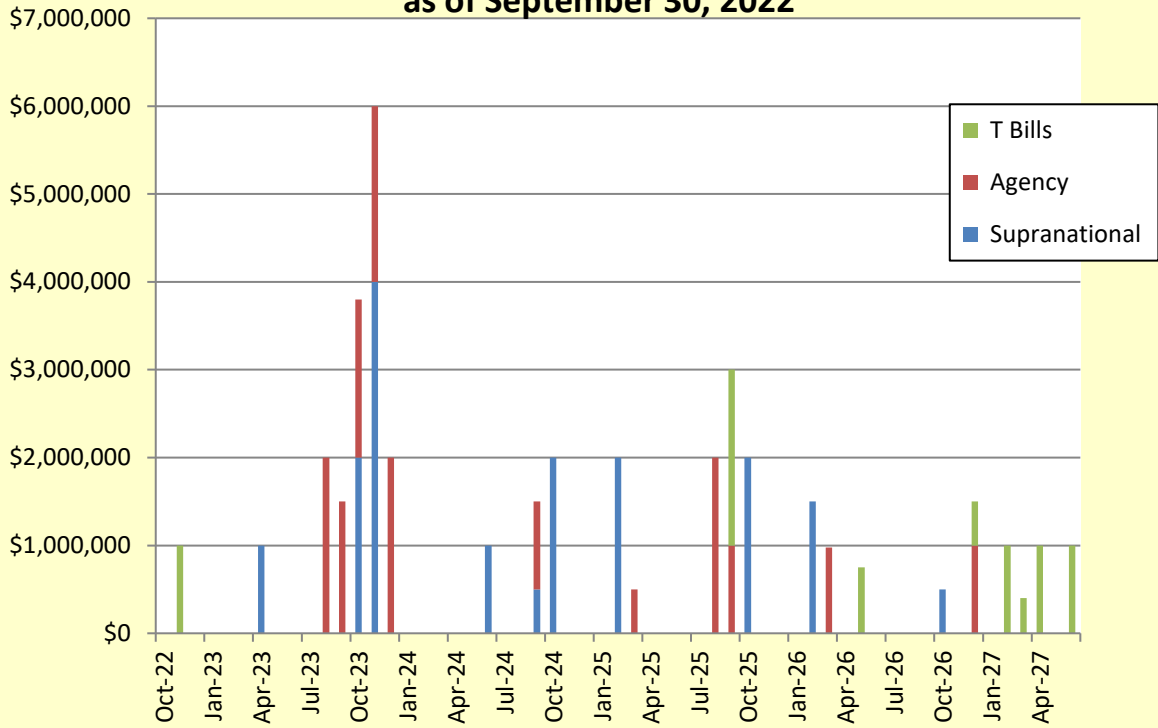
Risk Management Fund

**Biennial Budget to Biennial Actual Expenditure Comparison
Month Ending September 30, 2022**

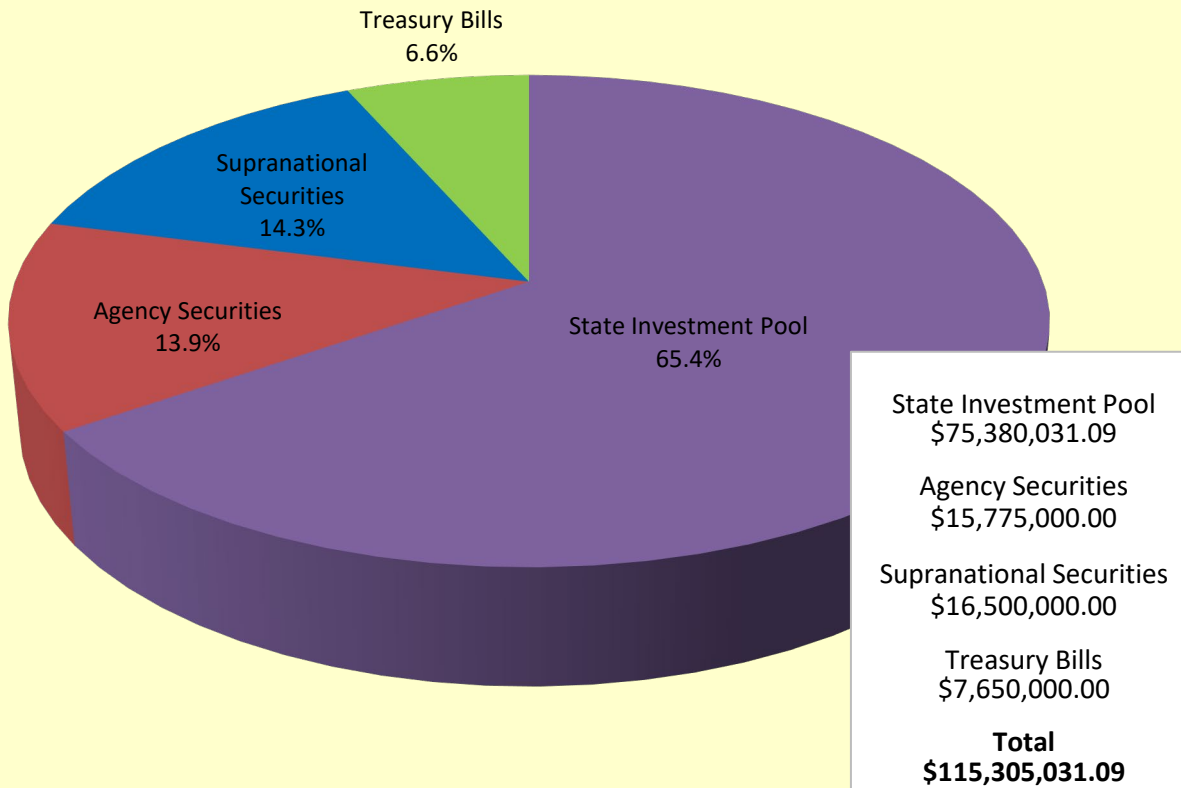
Account Number	Description	2021-2022 BUDGET	Monthly Actual	Actual Exp. To Date	21/22 % Expended
503-000-517-70-22-00	Unemployment Benefits	\$ 110,000	\$ -	\$ 32,001.46	29%
TOTAL PERSONNEL		\$ 110,000	\$ -	\$ 32,001.46	29%
503-000-518-90-46-00	Insurance	\$ 935,000	\$ -	\$ 942,597.27	101%
503-000-518-90-49-00	Miscellaneous	6,000	-	2,380.00	40%
TOTAL SERVICES & CHARGES		\$ 941,000	\$ -	\$ 944,977.27	100%
TOTAL FUND		\$ 1,051,000	\$ -	\$ 976,978.73	93%

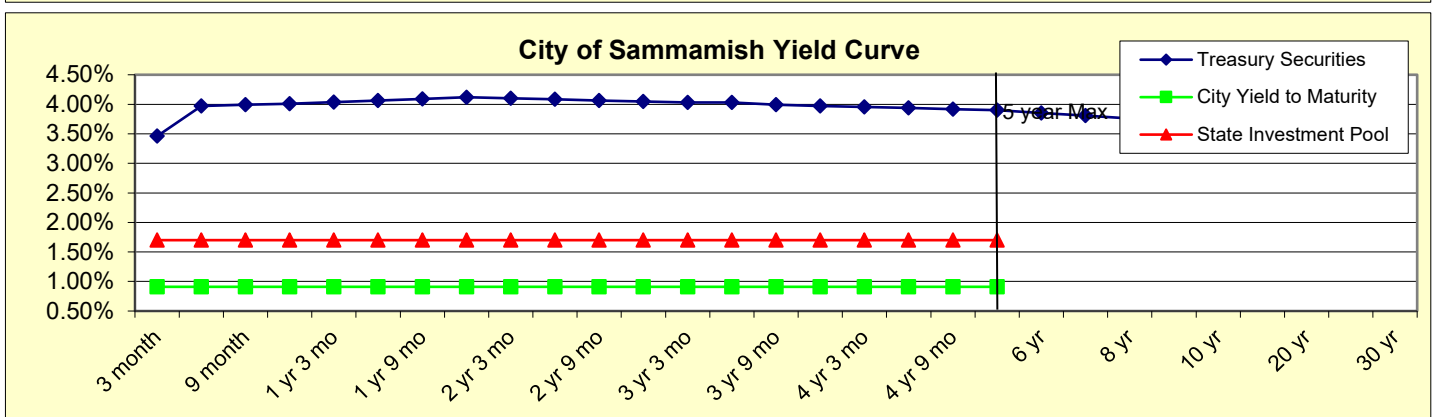
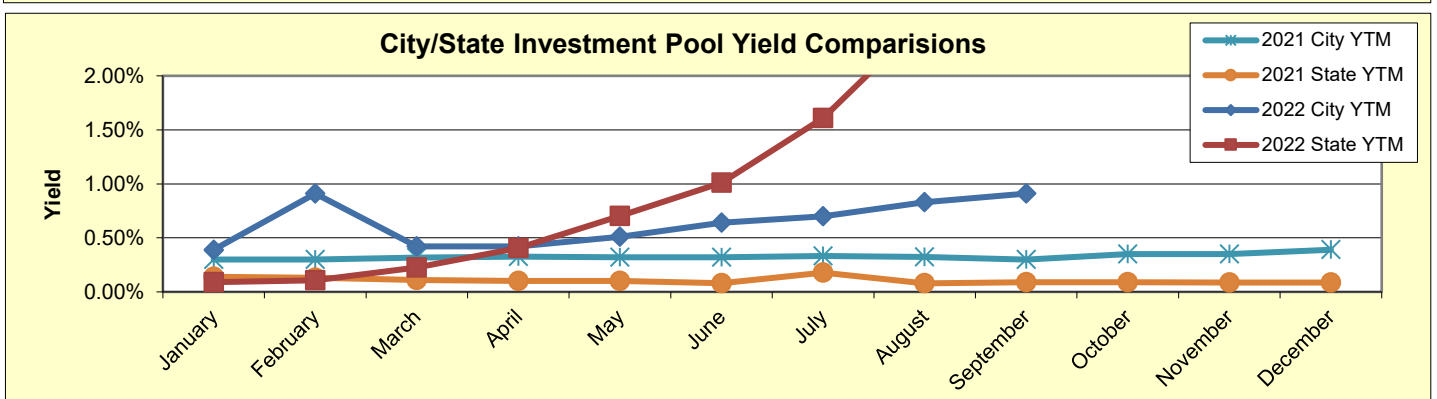
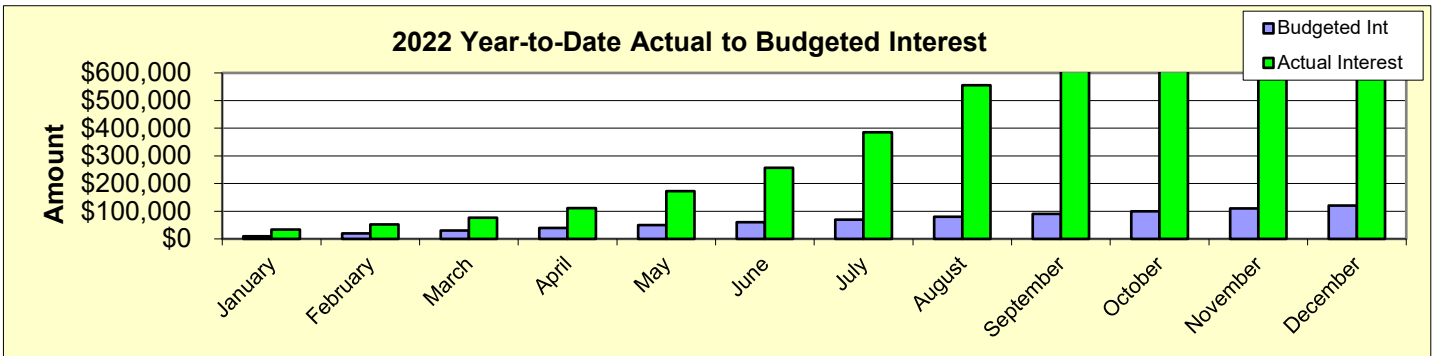
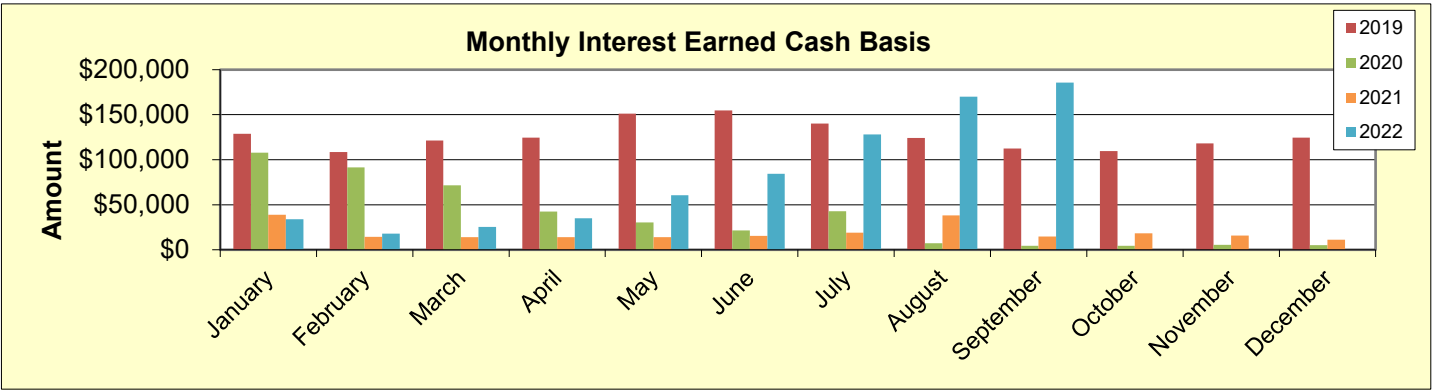
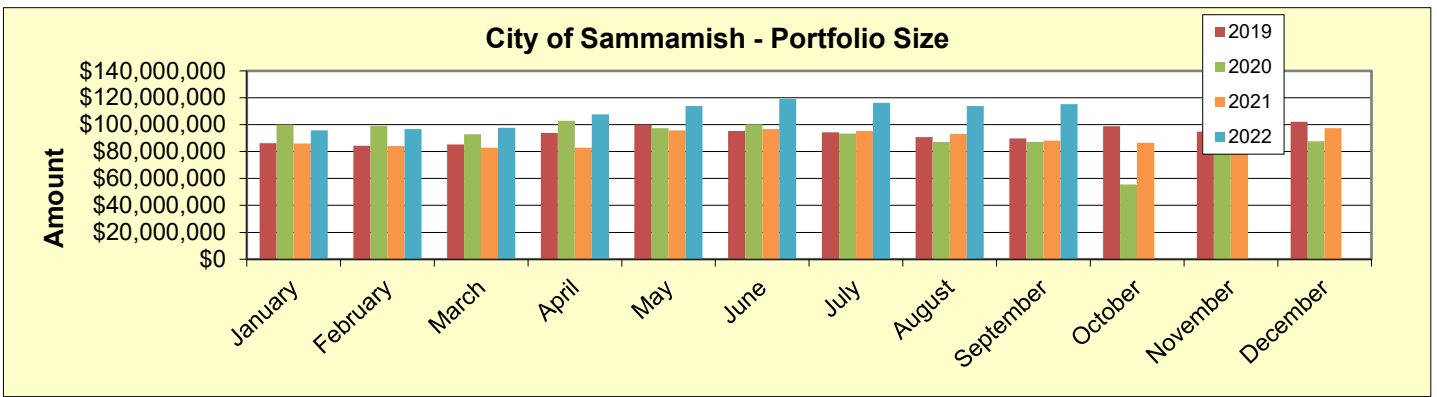
INVESTMENT PORTFOLIO

City of Sammamish Portfolio Maturities as of September 30, 2022



Investments By Category





City of Sammamish
Investment Portfolio
Average Life
As of 09/30/2022

Effective Yield	Actual	Benchmark*
9/30/2022	0.91%	1.18%
3 Months		1.03%
6 Months		0.85%
1 Year		0.64%

*Benchmark equal to U.S. Treasury rates for applicable period

City of Sammamish
Investment Portfolio
Maturity Structure
As of 09/30/2022

Days to Maturity	Latest Maturity Dates	Par Amount	% of the Total	Target %
Overnight	09/30/22	75,380,031.09	65.4%	
2 days to 6 mo	03/30/23	1,000,000.00	0.9%	
6 mo to 1 yr	09/30/23	4,500,000.00	3.9%	
1 yr to 2 yrs	09/30/24	14,300,000.00	12.4%	
2 yrs and less subtotal		95,180,031.09	82.5%	> 65.0%
2 yrs to 3 yrs	09/30/25	7,000,000.00	6.1%	
3 yrs to 4 yrs	09/30/26	7,725,000.00	6.7%	
4 yrs to 5 yrs	09/30/27	5,400,000.00	4.7%	
Greater than 2 yrs		20,125,000.00	17.5%	< 35.0%
Total		115,305,031.09	100.0%	

City of Sammamish
Investment Portfolio
Diversification Structure
As of 09/30/2022

Type of Security	Par Amount	Type %	Type Max %	Class Max %
State Investment Pool	75,380,031.09	65.37%		
Local Pool Sub-Total	75,380,031.09	65.37%		100%
Federal Farm Credit Bank	2,000,000.00	1.73%	20%	
Federal Agricultural Mtg Corp	-	0.00%	20%	
Federal Home Loan Mort Corp	8,300,000.00	7.20%	20%	
Federal Nat'l Mtg Assn	3,000,000.00	2.60%	20%	
Federal Home Loan Bank	2,475,000.00	2.15%	20%	
Resolution Funding Corp	-	0.00%	20%	
Federal Agency Sub-Total	15,775,000.00	13.68%		80%
US Treasury Note	7,650,000.00	6.63%		
Financing Corp	-	0.00%		
US Treasury Sub-Total	7,650,000.00	6.63%		100%
Asian Development Bank	4,500,000.00	3.90%		
Inter-American Development Bank	4,500,000.00	3.90%		
International Finance Corporation	500,000.00	0.43%		
International Bank for R & D	7,000,000.00	6.07%		
Supranational Sub	16,500,000.00	14.31%		20%
Total	115,305,031.09	100.00%	n/a	n/a